

<b>For Decision</b>	
<b>Public/Non Public*</b>	<b>Public</b>
<b>Report to:</b>	<b>Strategic Resources and Performance</b>
<b>Date of Meeting:</b>	<b>6<sup>th</sup> September 2018</b>
<b>Report of:</b>	<b>Chief Constable</b>
<b>Report Author:</b>	<b>David Machin</b>
<b>E-mail:</b>	<b>David.Machin10991@Nottinghamshire.pnn.police.uk</b>
<b>Other Contacts:</b>	<b>Mark Kimberley</b>
<b>Agenda Item:</b>	<b>8</b>

## **Finance Revenue Budget Outturn for 2018/19 as at June 2018**

### **1. Purpose of the Report**

- 1.1 The purpose of this report is to provide an update on the projected financial outturn position for revenue against the key financial performance headlines for Nottinghamshire Police as at 30<sup>th</sup> June 2018 (Period 3).

### **2. Recommendations**

#### **2.1 Recommendation 1**

It is recommended that the contents of the attached report in Appendix A and virements approved under delegated arrangements cumulative to June 2018 are shown in Appendix B are noted.

#### **2.2 Recommendation 2**

That the Police and Crime Commissioner notes the forecast movements of less than £100k requiring Chief Constable approval as set out in Appendix C.

#### **2.3 Recommendation 3**

That the Police and Crime Commissioner approves the forecast movements greater than £100k requiring Chief Constable recommendation as set out in Appendix D.

#### **2.4 Recommendation 4**

That the planned PCSO recruitment in October 2018 is delayed until March 2019.

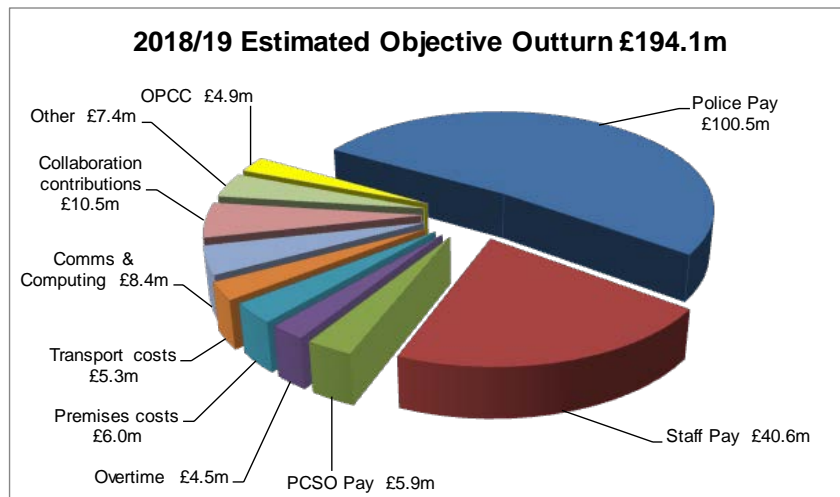
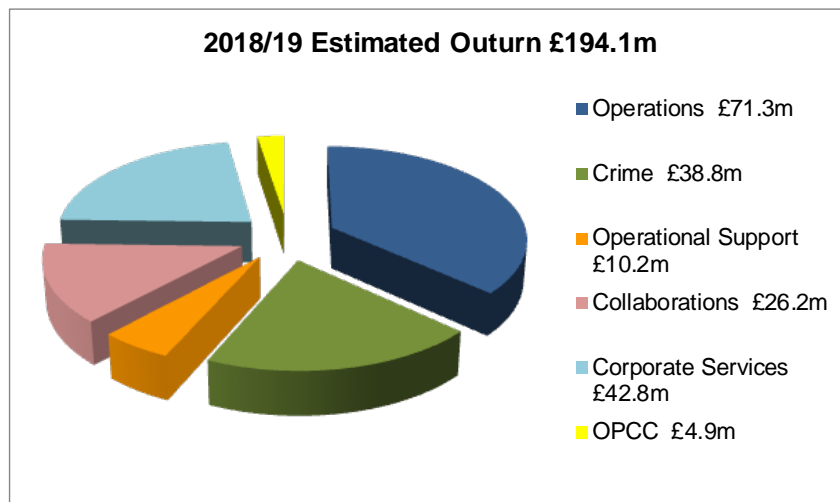
#### **2.5 Background**

The full year net revenue budget for 2018/19 is £193,100k. This is split the Force Budget £188,209k and the Office of the Police and Crime Commissioner (OPCC) £4,891k.

During June, Finance in conjunction with the organisation has continued to review the year end position (Appendix A). At the end of June the projected year end outturn is:

Entity	Budget £'000	Forecast Outturn £'000	Variance to Budget £'000
Force	188,209	189,258	1,049
OPCC	4,891	4,891	-
	<b>193,100</b>	<b>194,149</b>	<b>1,049</b>

## Analysis of the 2018/19 Estimated Outturn



### 3. Reasons for Recommendations

- 3.1 To update the Chief Officer Team and the Office of the PCC on the Force's budgetary position for 2018/19 and complies with good financial management and Financial Regulations.

## 4. Summary of Key Points

### Overview

- 4.1 The review during June of revenue expenditure is forecasting an over spend in the Force budget of £1,049k with a projected revenue spend of £189,258k; and an on budget position within the OPCC of £4,891k. Appendix A provides a more detailed position.

This over spend is predominately being driven by collaboration contributions, staff pay costs, overtime and other supplies & services. These have been partly offset by payroll savings from officers and PCSO pay costs, forensics & investigative costs, capital financing and additional income.

It is assumed that any underspends within the OPCC during the year will be transferred to OPCC's Commissioning reserve.

The table below shows the projected Force (including externally funded and seconded officers/staff) variances against the 2018/19 budget as at the end of June:

.

<b>Nottinghamshire Police Group Position Total: Budget Variance Analysis</b>				
	<b>Variance to Budget</b>			<b>Note</b>
	<b>£'000</b>	<b>£'000</b>	<b>£'000</b>	
<b>Pay &amp; allowances</b>				4.2
Police officer	(380)			
Staff	740			
PCSO	(768)			
		<b>(407)</b>		
<b>Overtime</b>				4.3
Police officer	442			
Staff	(28)			
PCSO	1			
		<b>416</b>		
Other employee expenses		193		4.4
Medical retirements		-		
<b>Total pay costs</b>		<b>201</b>		
Premises costs	198			4.5
Transport costs	59			4.6
Comms & computing	177			4.7
Clothing, uniform & laundry	33			
Other supplies & services	684			4.8
Custody costs & police doctor	(88)			4.9
Forensic & investigative costs	(172)			4.10
Partnership payments	99			4.11
Collaboration contributions	920			4.12
Capital financing	(286)			4.13
<b>Total non-pay costs</b>		<b>1,625</b>		
Income		(777)		4.14
<b>Force overspend</b>		<b>1,049</b>		
<b>OPCC</b>		-		
<b>Group overspend</b>		<b>1,049</b>		

#### 4.2 Pay & allowances – under spend £407k

##### Police officer pay – under spend £380k

Forecast for the year is £100,485k, which is a projected under spend of £380k against the original budget. The forecast takes into account the recruitment profile assuming 198 FTE's during the year; includes the assumption of natural leavers rate at 7.5 FTE's per month and those officers reaching their 30 years' service will leave, unless otherwise advised by HR; whilst extending senior

ranks has incurred additional costs. The forecast reflects a downward movement in externally funded and seconded officers of £643k which has been reflected by reduced income.

#### **Police staff – over spend £740k**

Forecast for the year is £40,574k, which is a projected over spend of £740k against the original budget. There has been savings of £180k from reduced PIO's, but has been offset by agency costs where the budget assumed only a small agency cost as vacancies were budgeted at their substantive cost, however whilst the continued use of agency staff provides flexibility but it does so at an increased cost. In addition the vacancy provision rate was calculated on 7.5%, this is proving to be an overly optimistic position; a 1% over provision will increase costs by around £400k.

All requests for additional staff over and above establishment needs to be challenged to assess the business impact.

The forecast reflects a downward movement in externally funded and seconded staff of £64k which has been reflected by reduced income.

#### **PCSO – under spend £768k**

Forecast for the year is £5,867k, which is a projected under spend of £768k against the original budget. This reflects current performance to date and the rephasing of one of the planned cohorts towards the end of the financial year.

### **4.3 Overtime – over spend £416k**

Overtime forecast for the year is £4,526k, which is a projected over spend of £416k against the original budget. The main drivers of the overspend are Op Palmitate at £88k; OS at £62k which is to be offset within income from the ARV uplift fund; seconded and externally funded officers/staff of £35k which has been offset by income; City and County at £118k driven by a lot of costs within CID; and custody of £43k.

### **4.4 Other employee costs – over spend £193k**

Other employee costs forecast for the year is £2,234k, which is a projected over spend of £193k against the original budget. This is largely due to a general increase in training costs as advised by L&D; and virements to realign budgets account for £22k.

### **4.5 Premises costs – over spend £198k**

Premises costs forecast for the year is £6,049k, which is a projected over spend by £198k against the original budget. This is mainly due to an increase in the dilapidations charge of £54k following a review by Estates (this is to provide for the costs required to bring properties to a good state of repair when the lease ends or the property is vacated); moves for Response resulting in £30k of revenue spend as a consequence of capital projects; £19k on utilities; rent

reviews of £35k (mainly for Riverside); business rates of £23k; and cleaning costs £53k, where the elements of the Solo contract were under budgeted.

#### **4.6 Transport costs – over spend £59k**

Transport costs forecast for the year is £5,347k, which is a projected over spend by £59k against the original budget. This is due to increased fuel costs of £8k; motor insurance of £12k; and public transport of £27k (where the forecast has been increased to reflect quarter one's current spend).

#### **4.7 Comms & Computing – over spend £177k**

Comms & computing forecast for the year is £8,430k, which is a projected over spend of £177k against the original budget. Virements to realign budgets account for £28k of the over spend with the remainder due to additional costs for Niche of £150k; [REDACTED] purchase which will reduce the need to send phones to Leicestershire for unlocking of £11k; and Signals for Noise software costs for the April to September of £17k which is being funded by not recruiting into a vacant post.

#### **4.8 Other supplies & services – over spend £684k**

Other supplies & services forecast for the year is £5,039k, which is a projected over spend of £684k against the original budget. This is largely due to the reversing out of the £250k procurement efficiency challenge from the budget which will be delivered across numerous lines of expenditure; consultancy and professional fees of £292k for additional support to the command and control replacement project (£238k) and supporting the Vensons review (£51k); vehicle recovery costs of £67k which is in line with recent activity and is more than offset through additional income (see note 4.14); increased Taser costs of £55k; and catering costs of £21k (mainly Op Palmitate).

#### **4.9 Custody costs & police doctor – under spend £88k**

Custody costs & police doctor forecast for the year is £1,349k, which is a projected under spend of £88k against the original budget. This is due to a new contract for the police doctor resulting in a saving of £120k; partly offset by increased costs for doctors statements of £17k and custody costs for meals, cleaning and other consumables.

#### **4.10 Forensic & investigative costs – under spend £172k**

Forensic & investigative costs forecast for the year is £1,913k, which is a projected under spend of £172k against the original budget. Virements to realign budgets account for £11k of the under spend, with the remainder being due to savings in new contracts for forensic analysis of £120k and interpreters of £50k.

#### **4.11 Partnership payments – over spend £99k**

Partnership payments forecast for the year is £1,520k, which is a projected over spend of £99k against the original budget. This due to payments for seconded costs of an additional ACC for three months; and a contribution to the Minerva Niche national team of £30k.

**4.12 Collaboration contributions – over spend £920k**

Collaboration contributions forecast for the year is £10,542k, which is a projected over spend of £920k against the original budget due to the MFSS of £1,042k for business as usual and the delay of the Fusion project. This was partly offset by savings on Legal services of £67k which related to savings from 2017/18; and confirmation that the contribution to NPAS will be reduced by £55k for 2018/19. The PCC may consider additional support in respect of these costs if additional savings cannot be identified in future periods.

**4.13 Capital financing – under spend £286k**

Capital financing forecast for the year is £3,854k, which is a projected under spend of £286k against the original budget. This saving is due to lower interest charges of £100k as a result of reduced borrowing; and a reduction in the Minimum Revenue Provision (MRP) of £186k as a result of the actual 2017/18 capital spend being lower than budgeted assumption.

**4.14 Income – additional income £777k**

Income forecast for the year is £13,810k, which is projected to be £777k above the original budget. Virements to realign budgets account for £21k of the additional income; £236k offsetting overtime costs for EMSOU officers; £250k from the ARV uplift fund to offset OS overtime costs; £100k from training apprenticeships to be recharged to university; £500k miscellaneous income based on recent activity; £120k for anticipated mutual aid; £100k of vehicle recovery which offsets the additional costs in Other supplies & services (see note 4.8); £59k from Lincolnshire for Niche collaboration for data centre, surge capacity and strategic delivery; £50k from the sales of non-slot vehicles. This has been partly offset by a reduction in seconded officers/staff and externally funded projects income which offsets payroll costs.

**4.15 Efficiencies**

The 2018/19 efficiency target in order to achieve a balanced budget is £300k as per the table below:

<b>Efficiencies Target for 2018/19</b>	
	<b>£'000</b>
Procurement	250
Forensics	50
	<u>300</u>

The procurement savings was included within Other supplies & services for budget purposes and was been reversed out in the June forecast on the basis that the savings will be delivered across numerous lines of expenditure.

Finance and the change team are constantly reviewing all efficiency projects with the organisation to identify any possible risks or opportunities to delivering the yearend target. Overall the total savings are expected to be achieved.

#### **4.16 OPCC**

The OPCC is projecting an on budget performance with an outturn of £4,891k. It is assumed that any under spend that may arise during the year will be transferred to the OPCC's Commissioning reserve at year end.

### **5. Financial Implications and Budget Provision**

5.1 The financial information relating to this item is contained within Appendix A.

### **6. Human Resources Implications**

6.1 There are no immediate Human Resource implications arising from this report.

### **7. Equality Implications**

7.1 There are no equality implications arising from this report.

### **8. Risk Management**

8.1 Please see attached Appendix A.

### **9. Policy Implications and links to the Police and Crime Plan Priorities**

9.1 There are no policy implications arising from this report.

### **10. Changes in Legislation or other Legal Considerations**

10.1 There are no changes in legislation or other legal considerations that are relevant to this report.

### **11. Details of outcome of consultation**

11.1 The figures included in this report are presented to the Force Executive Board on a monthly basis.

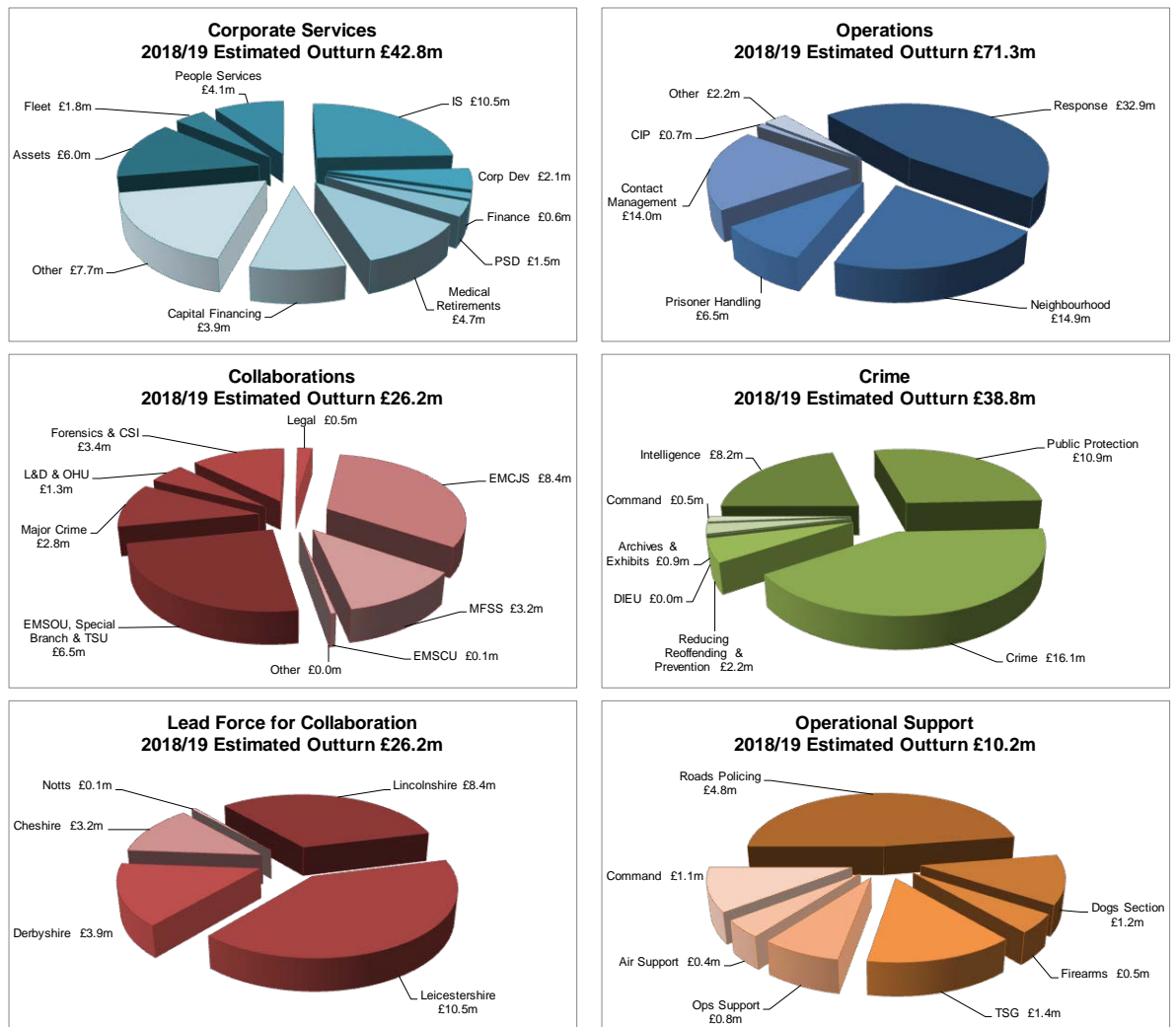


## **12. Appendices**

- 12.1 Appendix A – Revenue Report to June 2018
- 12.2 Appendix B – Virements approved under delegated arrangements
- 12.3 Appendix C – Forecast movements less than £100k
- 12.4 Appendix D – Forecast movements greater than £100k

## Appendix A

### Analysis of the 2018/19 Estimated Outturn



A year to date under spend of £3,057k against the cash flow forecast is shown in detail in Appendix A. These differences represent timing differences between the agreed estimated spend profile and latest provisions. Overall this difference has no impact in outturn over and above that reported in the above table.

The cash flow forecast is split £1,845k for the Force and £1,212k for the OPCC. The cash flow under spend is largely due to timing of partnership payments and the 2018/19 charge for the Minimum Revenue Provision (MRP); timing of payments in for medical retirements which are difficult to predict. This is partly offset by income which is mainly due to the reversal of a year end accrual and timing of seconded/externally funded projects income; and EMSOU collaboration payment which was budgeted later in the year.

The year to date reduction in cash flow forecasting within the OPCC of £1,212k is due to the phasing of payments relating to the community safety grant, which is expected to reverse over the remainder of the financial year.

## Appendix A

## Nottinghamshire Police Revenue Budget Monitoring as at June 2018



	2018/19 Approved Budget £'000	Virements £'000	(Opportunities) / Risks £'000	Seconded & EF Projects £'000	Revised Budget £'000	Year to Date Revised Budget £'000	2018/19 Expenditure £'000	Year to Date Variance £'000	Projected Over/ (Under)spend £'000	Movement £'000
<b>Local Policing</b>										
Uniformed Operations	56,635	-	(77)	-	56,558	13,956	14,119	163	(77)	(77)
Contact Management	14,132	-	(146)	-	13,986	3,534	3,495	(39)	(146)	(146)
Citizens in Policing	242	-	479	-	721	60	180	120	479	479
	<b>71,009</b>	-	<b>256</b>	-	<b>71,265</b>	<b>17,550</b>	<b>17,793</b>	<b>243</b>	<b>256</b>	<b>256</b>
<b>Crime &amp; Operational Support</b>										
Crime	38,698	(148)	216	-	38,766	9,611	9,445	(166)	68	68
Operational Support	10,165	-	43	-	10,208	2,554	2,683	130	43	43
	<b>48,863</b>	<b>(148)</b>	<b>259</b>	-	<b>48,974</b>	<b>12,165</b>	<b>12,129</b>	<b>(36)</b>	<b>111</b>	<b>111</b>
<b>Collaboration - Operational</b>										
EMCJS	8,974	-	(539)	-	8,435	2,192	1,751	(441)	(539)	(539)
Forensics	2,336	-	(120)	-	2,216	(0)	26	26	(120)	(120)
CSI	1,249	-	(90)	-	1,159	311	291	(20)	(90)	(90)
Special Branch	867	-	(44)	-	823	219	222	3	(44)	(44)
Major Crime	2,715	-	76	-	2,791	606	774	168	76	76
EMSOU CID	2,918	-	-	-	2,918	4	1,449	1,445	-	-
TSU	612	-	(6)	-	605	1	284	283	(6)	(6)
EMSOU SOCU	2,412	-	(306)	-	2,105	606	579	(27)	(306)	(306)
	<b>22,083</b>	-	<b>(1,030)</b>	-	<b>21,052</b>	<b>3,938</b>	<b>5,376</b>	<b>1,438</b>	<b>(1,030)</b>	<b>(1,030)</b>
<b>Corporate Services</b>										
Assets	5,684	-	304	-	5,989	1,500	1,128	(371)	304	304
Fleet	1,902	-	(93)	-	1,809	481	563	82	(93)	(93)
Finance	662	-	(93)	-	569	172	140	(32)	(93)	(93)
People Services	3,813	-	254	-	4,066	975	862	(113)	254	254
Information Services	10,039	148	290	-	10,477	2,918	2,797	(121)	438	438
Corporate Development	2,177	(5)	(43)	-	2,130	540	522	(19)	(48)	(48)
Corporate Communications	821	-	(24)	-	798	215	196	(19)	(24)	(24)
Command	1,025	(95)	175	-	1,105	308	315	7	80	80
PSD	1,626	-	(139)	-	1,487	435	375	(60)	(139)	(139)
Procurement	737	-	21	-	758	132	160	28	21	21
Central Codes	12,581	100	(310)	-	12,371	6,112	2,812	(3,300)	(210)	(210)
Other	993	-	268	-	1,262	247	130	(116)	268	268
	<b>42,063</b>	<b>148</b>	<b>610</b>	-	<b>42,821</b>	<b>14,035</b>	<b>10,000</b>	<b>(4,035)</b>	<b>758</b>	<b>758</b>
<b>Collaboration - Corporate Services</b>										
MFSS	2,155	-	1,041	-	3,196	539	(269)	(808)	1,041	1,041
Learning & Development	788	-	(0)	-	788	-	393	393	(0)	(0)
EMSCU	150	-	(20)	-	130	85	258	173	(20)	(20)
Force Collaboration	-	-	-	-	-	-	-	-	-	-
Collaboration Contributions	-	-	-	-	-	-	-	-	-	-
IS Transformation	-	-	-	-	-	-	-	-	-	-
Legal	606	-	(67)	-	539	44	(58)	(102)	(67)	(67)
OHU	492	-	-	-	492	-	234	234	-	-
	<b>4,192</b>	-	<b>954</b>	-	<b>5,146</b>	<b>668</b>	<b>557</b>	<b>(110)</b>	<b>954</b>	<b>954</b>
<b>Externally Funded</b>	-	-	-	-	-	551	620	69	-	-
<b>Seconded Officers</b>	-	-	-	-	-	14	601	587	-	-
<b>Force total</b>	<b>188,209</b>	-	<b>1,049</b>	-	<b>189,258</b>	<b>48,920</b>	<b>47,076</b>	<b>(1,845)</b>	<b>1,049</b>	<b>1,049</b>
<b>OPCC</b>	<b>4,891</b>	-	-	-	<b>4,891</b>	<b>(74)</b>	<b>(1,286)</b>	<b>(1,212)</b>	-	-
<b>Group position total</b>	<b>193,100</b>	-	<b>1,049</b>	-	<b>194,149</b>	<b>48,846</b>	<b>45,789</b>	<b>(3,057)</b>	<b>1,049</b>	<b>1,049</b>

## Appendix A

# Nottinghamshire Police

## Revenue Budget Monitoring as at June 2018



	2018/19 Approved Budget £'000	Virements £'000	(Opportunities) / Risks £'000	Seconded & EF Projects £'000	Revised Budget £'000	Year to Date Revised Budget £'000	2018/19 Expenditure £'000	Year to Date Variance £'000	Projected Over/ (Under)spend £'000	Movement £'000
<b>Pay &amp; Allowances</b>										
Police officer	100,864	-	263	(643)	100,485	25,231	25,043	(188)	(380)	(380)
Staff	39,834	(17)	824	(66)	40,574	10,455	10,286	(169)	740	740
PCSO	6,635	-	(771)	3	5,867	1,648	1,487	(161)	(768)	(768)
	<b>147,333</b>	<b>(17)</b>	<b>316</b>	<b>(707)</b>	<b>146,926</b>	<b>37,334</b>	<b>36,816</b>	<b>(518)</b>	<b>(407)</b>	<b>(407)</b>
<b>Overtime</b>										
Police officer	3,418	(1)	408	35	3,860	818	1,252	434	442	442
Staff	642	-	(22)	(6)	614	169	152	(17)	(28)	(28)
PCSO	51	-	1	0	52	13	14	1	1	1
	<b>4,111</b>	<b>(1)</b>	<b>388</b>	<b>29</b>	<b>4,526</b>	<b>999</b>	<b>1,418</b>	<b>419</b>	<b>416</b>	<b>416</b>
Other employee expenses	2,041	22	171	-	2,234	455	380	(74)	193	193
Medical retirements	4,695	-	-	-	4,695	1,181	762	(419)	-	-
	<b>158,180</b>	<b>4</b>	<b>875</b>	<b>(678)</b>	<b>158,381</b>	<b>39,968</b>	<b>39,376</b>	<b>(592)</b>	<b>201</b>	<b>201</b>
Premises costs	5,851	-	198	-	6,049	1,542	883	(659)	198	198
Transport costs	5,287	-	59	-	5,347	1,676	1,262	(414)	59	59
Comms & computing	8,253	28	149	-	8,430	2,491	2,337	(154)	177	177
Clothing, uniform & laundry	612	-	33	-	645	100	149	49	33	33
Other supplies & services	4,354	-	678	6	5,039	1,465	873	(592)	684	684
Custody costs & police doctor	1,437	-	(88)	-	1,349	359	211	(149)	(88)	(88)
Forensic & investigative costs	2,085	(11)	(161)	-	1,913	262	36	(226)	(172)	(172)
Partnership payments	1,422	-	91	8	1,520	69	(2,528)	(2,597)	99	99
Collaboration contributions	9,622	-	920	-	10,542	665	2,212	1,548	920	920
Capital financing	4,139	-	(286)	-	3,854	2,986	119	(2,867)	(286)	(286)
	<b>43,062</b>	<b>17</b>	<b>1,594</b>	<b>14</b>	<b>44,687</b>	<b>11,615</b>	<b>5,554</b>	<b>(6,061)</b>	<b>1,625</b>	<b>1,625</b>
<b>Total expenditure</b>	<b>201,242</b>	<b>21</b>	<b>2,469</b>	<b>(664)</b>	<b>203,068</b>	<b>51,583</b>	<b>44,930</b>	<b>(6,653)</b>	<b>1,826</b>	<b>1,826</b>
<b>Income</b>	(13,033)	(21)	(1,420)	664	(13,810)	(2,662)	2,146	4,808	(777)	(777)
<b>Force</b>	<b>188,209</b>	-	<b>1,049</b>	-	<b>189,258</b>	<b>48,920</b>	<b>47,076</b>	<b>(1,845)</b>	<b>1,049</b>	<b>1,049</b>
<b>OPCC</b>	<b>4,891</b>	-	-	-	<b>4,891</b>	<b>(74)</b>	<b>(1,286)</b>	<b>(1,212)</b>	-	-
<b>Group position total</b>	<b>193,100</b>	-	<b>1,049</b>	-	<b>194,149</b>	<b>48,846</b>	<b>45,789</b>	<b>(3,057)</b>	<b>1,049</b>	<b>1,049</b>

## Appendix B

### 2018/19 Forecast Movements - April to June 2018

#### Virements

			Month	£
<b>Police Staff Pay</b>				
AS110 Police Staff - Basic Pay	Signals for Noise software Apr - Sep 2018 - using savings from P3 vacant post that not recruiting to		Jun	(14,000)
AS310 Police Staff - NI	Signals for Noise software Apr - Sep 2018 - using savings from P3 vacant post that not recruiting to		Jun	(1,400)
AS380 Police Staff - Standard Employer's Pension Contribution	Signals for Noise software Apr - Sep 2018 - using savings from P3 vacant post that not recruiting to		Jun	(1,600)
				<b>(17,000)</b>
<b>Overtime</b>				
AO920 Police Officer - Time and a Third	Move budget to fund Counter Corruption training		Jun	(1,150)
				<b>(1,150)</b>
<b>Other Employee Costs</b>				
AE320 External Training Courses	Income from sale of vehicles will be used to fund external training		Jun	21,260
AE320 External Training Courses	Move budget to fund Counter Corruption training		Jun	1,150
				<b>22,410</b>
<b>Communications &amp; Computing</b>				
EC512 Software Licences	██████████ purchase. IT are going to take responsibility for this so moving budget from Intel to cover the costs. This will reduce the need to send phones to Leics for unlocking		Jun	11,080
EC512 Software Licences	Signals for Noise software Apr - Sep 2018 - using savings from P3 vacant post that not recruiting to		Jun	17,000
				<b>28,080</b>
<b>Forensic &amp; investigative costs</b>				
EF130 Electronic Forensics	██████████ purchase. IT are going to take responsibility for this so moving budget from Intel to cover the costs. This will reduce the need to send phones to Leics for unlocking		Jun	(11,080)
				<b>(11,080)</b>
<b>Income</b>				
IO990 Miscellaneous Income	Income from sale of vehicles will be used to fund external training		Jun	(21,260)
				<b>(21,260)</b>
				<b>-</b>

## Appendix C

### 2018/19 Forecast Movements - April to June 2018

#### Less than £100k

		Month	£
<b>Staff Overtime</b>			
Various	Reflects expected 2018/19 outturn	Jun	(21,717)
			<b>(21,717)</b>
<b>PCSO Overtime</b>			
Various	Reflects expected 2018/19 outturn	Jun	968
			<b>968</b>
<b>Other Employee Costs</b>			
AE320 External Training Courses	Senior Investigating Officer Development Programme; Divisional Training Days vs New Intakes Provision for training on Cyber Crime, this cost should be off-set by income from Region for setting up the Cyber Crime team; Provision for training on Cyber Crime, this cost should be off-set by income from Region for setting up the Cyber Crime team; Covert Monitoring training approved from ACC contingency; Pursuit Commanders course; GP dog instructor course ordered locally - not got approval from EMCHRS; Specialist dog search course ordered locally - not got approval from EMCHRS	Jun	38,063
AE340 Tuition Fees	Based on spend to date on access to work - some of this should be offset by income	Jun	5,000
AE350 Training Materials	Savings identified following a review of 2017/18 spend	Jun	(4,200)
AE404 Recruitment relocation cost	Relocation expenses	Jun	3,693
AE560 Chaplains Fees	Annual contribution to chaplaincy service	Jun	4,100
			<b>46,656</b>
<b>Property Related</b>			
EP102 Planned Maintenance	Response moves to Kirkby, Arnold and Byron House, revenue spend as a consequence of capital projects; Increase in Dilapidations provision following review	Jun	83,500
EP141 Annual Servicing	Price amended as per schedule with new contract prices; and Carlton, reduced as building empty and due to be sold	Jun	(26,207)
EP201 Gas	Adjusted in-line with 2017/18 actuals	Jun	22,530
EP202 Electricity	Adjusted in-line with 2017/18 actuals; amendments for Trowell and Tuxford	Jun	17,125
EP205 Water Services / Rates	Adjusted in-line with 2017/18 actuals	Jun	(20,850)
EP250 Rent	Riveride, reviewed based on April rental charge; Warsop, originally reduced as trowell part of neighbourhood review, this has not yet commenced; Byron House, amended to 2017/18 actuals, national car park charges not known at budget setting	Jun	35,125
EP251 Hire of Rooms/Premises	SLC Costs for 2018/19 not included within original budget; Purchase of portacabin at FHQ to accommodate CAB staff; Op Palmitate - hire of welfare cabins and portaloos	Jun	15,539
EP253 Service Charge	Tuxford, originally reduced as trowell part of neighbourhood review, this has not yet commenced	Jun	285
EP302 Council Tax	Various adjustments Reflecting 2018/19 demand and various adjustments for Carlton, Tuxford, Holmes House, Eastwood, Mansfield Woodhouse, Bingham, and Sutton	Jun	22,772
EP350 Waste Disposal	Adjusted in-line with 2017/18 actuals	Jun	9,555
EP401 Contract Cleaning	Solo, charges for management fee and cleaning consumables not included within original budget; and adjustments made for Trowell and Holmes House	Jun	43,925
EP403 Cleaning Equipment	Adjusted in-line with 2017/18 actuals	Jun	(5,750)
			<b>197,549</b>
<b>Transport Related</b>			
ET104 Vehicles - Tyres & Tubes	Adjusted in-line with 2017/18 actuals	Jun	5,000
ET140 Upkeep of Transport & Plant	Decommissioning of fuel tank at Sutton in Ashfield station in preparation for sale of property	Jun	4,916
ET170 Vehicle Cleaning	Adjusted in-line with 2017/18 actuals	Jun	2,935
ET190 Petrol	Adjusted in-line with 2017/18 actuals	Jun	7,730
ET250 Vehicle Insurance	Heath Lambert, actual invoice for 2018/19 less than budget	Jun	11,740
ET455 Public Transport & Parking	Adjusted in-line with 2017/18 actuals	Jun	20,840
ET455 Public Transport & Parking	Travel warrants issued by Custody staff, adjustment to reflect recent actuals	Jun	6,280
			<b>59,441</b>
<b>Communications &amp; Computing</b>			
Various	Various movements in service costs	Jun	703
			<b>(703)</b>
<b>Clothing &amp; Uniforms</b>			
EU111 Clothing & Uniforms	Revised uniform costs due to change of recruitment programme from original list at budget setting	Jun	13,285
EU111 Clothing & Uniforms	Cost of measuring service provided by Cooneen	Jun	11,400
EU114 Laundry	Amended in-live with 2017/18 actuals	Jun	8,400
			<b>33,085</b>

## Appendix C

### 2018/19 Forecast Movements - April to June 2018

#### Less than £100k

		Month	£
<b>Other Supplies &amp; Services</b>			
EO110 Contract Catering	Amended in-live with 2018/19 actuals	Jun	7,025
EO110 Contract Catering	Op Palmitate, amended in-live with 2018/19 actuals	Jun	14,460
ER101 Stationery & Office Consumables	Increased in-line with 2017/19 actuals for Pangbourne purchases and costs for printing supplies	Jun	21,000
ER101 Stationery & Office Consumables	Saving on the purchase of pre-printed digital media by new tender award	Jun	(5,038)
Various insurance costs	Heath Lambert, actual invoice for 2018/19 less than budget	Jun	(21,440)
EX410 Specialist Operational Equipment	The original budget needed to be increased based on outturn for 2017/18	Jun	3,718
EX426 Police Cones & Traffic Signs	OP Palmitate, necessary to cover costs for sign rental & installation for 2018	Jun	1,290
ex431 Maintenance/Consumables Specialist Op Equipment	Take out buddi tags that was increased at the end of 2017/18, this was never approved by COT	Jun	(29,700)
EX701 Firearms & Ammunition	Increased Taser Costs	Jun	55,000
EX750 Vehicle Recovery Costs	Increase in average calculations based on outturn for 2017/18, which is offset by income	Jun	67,200
EX802 Stray Animals (maintenance costs)	Increase in contract price for Suntop boarding kennels for 2018/19	Jun	5,380
EX901 Legal Costs	Advice for Vensons contract work - expected that this will be an ongoing need until further notice	Jun	14,000
EY250 Consultants Fees	P2G Venson consultancy	Jun	16,000
EY250 Consultants Fees	Priority Plan work	Jun	3,400
EY251 Professional Fees	Vensons PFI Remodelling and Vensons Consultancy (supplier CMS Legal Services)	Jun	34,500
EY510 Subsistence	Amended in-live with 2017/18 and 2018/19 actuals	Jun	3,000
			<b>189,795</b>
<b>Custody costs &amp; police doctor</b>			
ED111 Detained Persons - Meals / Refreshments	Amended in-live with 2017/18 and 2018/19 actuals	Jun	8,400
ED510 Decontamination Costs	Adjusted in-line with 2017/18 actuals	Jun	2,885
ES140 Doctors Statements	Amendment based on recalculation in Jun	Jun	16,920
ES320 First Aid Equipment / Consumables	Adjusted in-line with 2017/18 actuals	Jun	4,590
			<b>32,795</b>
<b>Forensic &amp; investigative costs</b>			
EF110 Pathologists Fees	Additional budget to cover increased post mortem costs due to coroners being under more scrutiny	Jun	9,000
EL110 Interpreters Fees	New contract in place so should see a reduction in these costs.	Jun	(50,000)
			<b>(41,000)</b>
<b>Partnership Payments</b>			
EJ130 Young Offenders Teams	Reduction in Notts County Council element of YOT	Jun	(25,500)
EJ190 Other Partnerships	Extension of ACC Prior contract August/September due to handover for new Temp ACC Kate Meynell	Jun	19,000
EJ190 Other Partnerships	MAPPA adjustment for actual figure	Jun	1,904
EJ190 Other Partnerships	Minerva Niche - contribution to National Team	Jun	30,000
EJ190 Other Partnerships	Mini police costs	Jun	5,000
EJ190 Other Partnerships	Volunteer Police Cadets interim cost sharing arrangement agreed at Chief Council	Jun	7,500
EJ190 Other Partnerships	EMPAC contribution is no longer required by Notts	Jun	(14,000)
EJ190 Other Partnerships	Costs for ACC Prior Apr-July2018. Originally forecast within Officer Pay	Jun	60,000
EJ190 Other Partnerships	Project consultancy for Apr & May not included within the ESN budget but may need to be recharged back to the Region.	Jun	7,200
			<b>91,104</b>
<b>Collaboration Contributions</b>			
EJ601 Collaboration service	Legal savings from 2017/18 which was notified late	Jun	(67,000)
EJ601 Collaboration service	Reduced NPAS charges for 2018/19	Jun	(55,000)
EJ601 Collaboration service	Contribution to Op Advenus to EMSOU 2018/19	Jun	8,500
EJ601 Collaboration service	Collaboration 2017/18 adjustment for TSU	Jun	(7,488)
EJ601 Collaboration service	Change request costs for staff pay for MFSS	Jun	41,150
			<b>(79,838)</b>
<b>Income</b>			
IF170 Certificates	Pedlar certificates income	Jun	(172)
IF340 Aerials Rental	Adjusted income as per revised schedule received from Cell CM. Income lower due to removal of HH and retention of maintenance money	Jun	45,925
IG117 Loan Charges Grant	Loan Charges savings not known at time of budgeting	Jun	(40,000)
IG810 Local Partnership Funding	Income from salary recharge to Trading Standards	Jun	(33,000)
IG810 Local Partnership Funding	Income received from EMSOU re Op Sesame	Jun	(1,396)
IG810 Local Partnership Funding	Income received from EMSOU re Op Arraigning	Jun	(1,396)
IG810 Local Partnership Funding	Income from Lincs re Niche collaboration for data centre, surge capacity and strategic delivery	Jun	(59,165)
IO151 Insurance received	Adjusted in-line with 2017/18 actuals	Jun	(57,600)
IO990 Miscellaneous Income	Income for Prison Lockouts	Jun	(6,000)
IO990 Miscellaneous Income	Vetting income, based on income to date	Jun	(10,000)
IO990 Miscellaneous Income	Collaboration 2017/18 adjustment for EMSOU SOC	Jun	(1,556)
IS110 Sale of Surplus Equipment	Income for sale of non-slot vehicles replaced under capital programme	Jun	(50,000)
			<b>(214,360)</b>

**Appendix C**  
**2018/19 Forecast Movements - April to June 2018**  
**Less than £100k**

Month	£
-------	---

293,775

Chief Officer Team:

Approved by:

Date:

Finance:

Approved by:

Date:



## Appendix D

### 2018/19 Forecast Movements - April to June 2018 Greater than £100k

			Month	£
<b>Police Officer Pay</b>				
Various	Reflects the move to the new police model	Jun	263,066	<b>263,066</b>
<b>Police Staff Pay</b>				
Various	Reflects expected 2018/19 outturn	Jun	823,920	<b>823,920</b>
<b>PCSO Pay</b>				
Various	Reflects expected 2018/19 outturn	Jun	(770,508)	<b>(770,508)</b>
<b>Police Officer Overtime</b>				
Various	Reflects expected 2018/19 outturn	Jun	408,421	<b>408,421</b>
<b>Other Employee Costs</b>				
AE320 External Training Courses	Due to increased recruitment of officers	Jun	124,000	<b>124,000</b>
<b>Communications &amp; Computing</b>				
EC525 Web Infrastructure	Additional Niche costs	Jun	150,000	<b>150,000</b>
<b>Other Supplies &amp; Services</b>				
EY104 Central Efficiency Target	To remove the budget put in for the Procurement savings as this is now coming through within the actuals	Jun	250,000	
EY250 Consultants Fees	Additional people resources to support the Command and Control replacement system	Jun	238,421	
				<b>488,421</b>
<b>Custody costs &amp; police doctor</b>				
ES110 Police Surgeons / Clinicians	New contract in place so should see a reduction in these costs.	Jun	(120,396)	<b>(120,396)</b>
<b>Forensic &amp; investigative costs</b>				
EF120 Forensic Analysis	New contract in place so should see a reduction in these costs.	Jun	(120,000)	<b>(120,000)</b>
<b>Collaboration Contributions</b>				
EJ601 Collaboration service	Revised costs for MFSS for Fusion and BAU	Jun	1,000,000	<b>1,000,000</b>
<b>Capital Financing</b>				
KI110 Interest Paid	Updated interest figure	Jun	(100,000)	
KM110 Minimum Revenue Provision	Revised MRP charge	Jun	(185,809)	
				<b>(285,809)</b>
<b>Income</b>				
IF620 Vehicle Recovery	Increase in average calculations based on outturn for 2017/18, which is offset by costs	Jun	(100,000)	
IF640 Training - Police	Income for training apprenticeships - recharge to university	Jun	(100,000)	
IO154 Crime Prevention Income	Budget is no longer needed for the crime fighting fund as this will be met from reserves	Jun	100,000	
IO990 Miscellaneous Income	Additional general income	Jun	(500,000)	
IO990 Miscellaneous Income	ARV income not included in the budget	Jun	(250,000)	
IR150 Seconded Police - inter force	EMSOU overtime recharge	Jun	(235,801)	
IR160 Mutual Assistance	Anticipated mutual aid	Jun	(120,000)	
				<b>(1,205,801)</b>
				<b>755,314</b>

Chief Officer Team:

Approved by:

Date:

Finance:

Approved by:

Date: