



**Nottinghamshire  
Police/Nottinghamshire Healthcare  
Trust.**

**Street Triage Teams.**



*positive  
about local services*

*positive  
about local services*

[www.nottinghamshire.police.uk](http://www.nottinghamshire.police.uk)  
[www.twitter.com/nottspolice](https://twitter.com/nottspolice)  
[www.facebook.com/nottspolice](https://www.facebook.com/nottspolice)

**Aims and objectives of the STT?**

Nottinghamshire Police recognises the need to have a better understanding of how to best deliver our service to help and support people with mental health problems and divert cases away from the criminal justice system, where appropriate.

This can only be achieved by jointly working with statutory services (especially Nottinghamshire Healthcare NHS Trust) responsible for mental health care to enable early engagement of the most appropriate services for a person's needs.

*positive  
about local services*

[www.nottinghamshire.police.uk](http://www.nottinghamshire.police.uk)  
[www.twitter.com/nottspolice](https://twitter.com/nottspolice)  
[www.facebook.com/nottspolice](https://www.facebook.com/nottspolice)

**Aims and objectives of the STT?**

The adoption of this approach should yield significant benefits for all service providers involved and deliver improved outcomes for service users by reducing the following:

- Inappropriate detention in hospital or custody
- Repeat calls
- Deaths in custody
- Costs associated with S136 suites.

Joint working with other service providers will increase the understanding of mental illness for first line service providers and improve the delivery of our service.

*positive  
about local services*

[www.nottinghamshire.police.uk](http://www.nottinghamshire.police.uk)  
[www.twitter.com/nottspolice](https://twitter.com/nottspolice)  
[www.facebook.com/nottspolice](https://www.facebook.com/nottspolice)

**How?**

Project went 'live' on 3/4/14.

Two cars –  
 HO01 operating from Mansfield Police Station,  
 HO02 from The Riverside in Nottingham.  
 Working 1700hrs – 0200hrs 7 days a week

Both cars are a force resource. They can self deploy, be dispatched by another officer or be dispatched by Contact Management.

*positive  
about local services*

[www.nottinghamshire.police.uk](http://www.nottinghamshire.police.uk)  
[www.twitter.com/nottspolice](https://twitter.com/nottspolice)  
[www.facebook.com/nottspolice](https://www.facebook.com/nottspolice)

**Physically attend?**

This depends on the circumstances. An example would be where a response officer attends an incident where there is a substantive allegation of a criminal offence, and the necessity factors for arrest are met. In this case clearly the arrest is made, and the suspect transported to custody and processed by way of capacity assessment as per normal practice.

If in any doubt that the circumstances fit the operating objectives of the STT, then contact the STT direct and they will advise accordingly. They have been clearly briefed to support the aims and objectives outlined within the (PS186) Mental Health Triage Car Policy.

*positive  
about local services*

[www.nottinghamshire.police.uk](http://www.nottinghamshire.police.uk)  
[www.twitter.com/nottspolice](https://twitter.com/nottspolice)  
[www.facebook.com/nottspolice](https://www.facebook.com/nottspolice)

**Some statistics to consider?**

Both STT are being utilised by County and City with 824 incidents resourced between 04/04/2014 – 28/08/2014.

There has been a 27% decrease in detentions between April 2013 and April 2014.

This has improved to 33% for May 2013-2014, and June 2013-2014. In the last 12 months April 2014 had the lowest amount of people detained under S136 and taken to custody as a first place of safety. National reduction average is 20%. The highest reduction is 38%(Oxfordshire).

40% of concern for safety incidents took place outside of the STT working hours.

*positive  
about local services*

[www.nottinghamshire.police.uk](http://www.nottinghamshire.police.uk)  
[www.twitter.com/nottspolice](https://twitter.com/nottspolice)  
[www.facebook.com/nottspolice](https://www.facebook.com/nottspolice)

**Incidents resourced – per month**

	H001 - County					H002 - City					Total
	April	May	June	July	Aug	April	May	June	July	Aug	
Incidents recorded	106	116	86	103	71	81	109	82	122	88	964
Incidents resourced	83	96	82	90	58	73	88	78	109	67	824

positive about local services

www.nottinghamshire.police.uk  
www.twitter.com/nottspolice  
www.facebook.com/nottspolice

**Assessments**

Amount of MH Assessments conducted by CPN/STT						
	April	May	June	July	August*	Total
County	51	49	36	43	29	208
City	47	71	45	56	48	267
<b>Total</b>	<b>98</b>	<b>120</b>	<b>81</b>	<b>99</b>	<b>77</b>	<b>475</b>

Area	Outcome	April	May	June	July	August*	Total
County	NFA	24	15	16	18	15	88
	REFERRAL	23	27	17	14	12	93
	S136	4	6	2	8	1	21
	Arrest	0	1	1	3	1	6
City	NFA	23	31	28	28	25	135
	REFERRAL	17	26	17	22	18	100
	S136	5	14	0	5	5	29
	Arrest	2	0	0	1	0	3

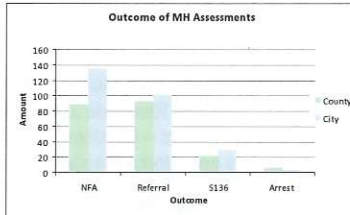
positive about local services

www.nottinghamshire.police.uk  
www.twitter.com/nottspolice  
www.facebook.com/nottspolice

**Outcome of assessment**

The most common outcomes of the mental health assessments were referral or NFA.

Note the low number of S136 detentions – 50 (6.6%) over the reporting period\*



positive about local services

www.nottinghamshire.police.uk  
www.twitter.com/nottspolice  
www.facebook.com/nottspolice

**S136**

Between 04/04/2014 – 28/8/2014 as a result of mental health assessments made by the STT, there were 50 detentions under S136 (824 incidents attended!).

positive about local services

www.nottinghamshire.police.uk  
www.twitter.com/nottspolice  
www.facebook.com/nottspolice

**S136**

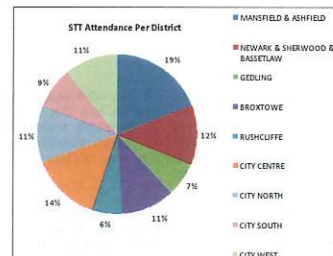
Outcome of S136 detentions under STT*			
Outcome	County	City	Total
Discharged	7	9	16
Admitted	5	6	11
Transfer	0	3	3
Unsure	0	1	1

\*Until June 2014

Month	S136 Suite	Custody Suite	Total
Apr-13	62	24	86
May-13	71	23	94
Jun-13	58	37	95
Jul-13	91	33	124
Aug-13	73	38	111
Sep-13	48	33	81
Oct-13	57	28	85
Nov-13	60	18	78
Dec-13	46	20	66
Jan-14	51	21	72
Feb-14	47	23	70
Mar-14	52	23	75
Apr-14	47	15	62
May-14	43	21	64
Jun-14	46	19	65
<b>Total</b>	<b>763</b>	<b>336</b>	<b>1099</b>

positive about local services

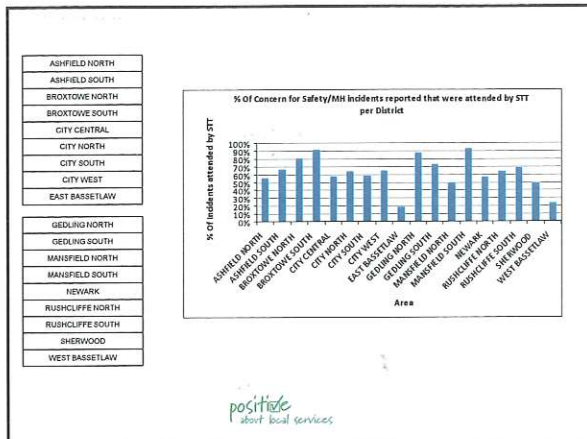
www.nottinghamshire.police.uk  
www.twitter.com/nottspolice  
www.facebook.com/nottspolice



Mansfield and Ashfield has the most STT attendance with 19% whilst Rushcliffe received the least STT attendance with 6%. This graph does not take into account the amount of MH incidents reported, Gedling received less than half the amount of MH incidents reported than Mansfield and Ashfield and therefore the STT is less likely to have been requested.

positive about local services

www.nottinghamshire.police.uk  
www.twitter.com/nottspolice  
www.facebook.com/nottspolice



**Conclusions**

Monitoring S136 detentions shows an average 33% reduction (April, May and June 2013-2104 data)

S136 detention when STT in on duty is at 6.1% of all incidents they attend (824 incidents – 50 detentions)

Survey of all S136 detentions conducted by the force will be done for Aug 2014



[www.nottinghamshire.police.uk](http://www.nottinghamshire.police.uk)  
[www.twitter.com/nottsPolice](https://twitter.com/nottsPolice)  
[www.facebook.com/nottsPolice](https://www.facebook.com/nottsPolice)

**Further information:**

**Police:**  
 Insp Andy Clarke –  
 Ashfield North Neighbourhoods Policing Inspector – 101 x 8063660, mobile 07872 678394  
 Sgt Heather Sutton –  
 Rota 1 Response – City – At Anne's – 101 x 816 5088, mobile 07702 141962  
 Sgt Ian Birkin –  
 Riverside – 101 x 816 1312, mobile 07595 074354

**Health:**  
 Rachel Redford - Project Manager - 07500 883613  
 Sally Redgate - Acute Service Manager - 07972731765

*positive about local services*

[www.nottinghamshire.police.uk](http://www.nottinghamshire.police.uk)  
[www.twitter.com/nottsPolice](https://www.twitter.com/nottsPolice)  
[www.facebook.com/nottsPolice](https://www.facebook.com/nottsPolice)