

For Consideration	
Public/Non Public*	Public
Report to:	Strategic Resources and Performance
Date of Meeting:	4 March 2020
Report of:	Paddy Tipping Police and Crime Commissioner
Report Author:	Kevin Dennis
E-mail:	Kevin.Dennis@nottinghamshire.pnn.Police.uk
Other Contacts:	Kevin Dennis
Agenda Item:	9

POLICE AND CRIME COMMISSIONER'S UPDATE REPORT TO DECEMBER 2019

1. PURPOSE OF THE REPORT

- 1.1 This report provides the Strategic Resources and Performance meeting with an update on progress in delivery against the Police and Crime Commissioner's (Commissioner) Police and Crime Plan (2018-21), as reported to the Police and Crime Panel on 6 February 2020^a.
- 1.2 The report also provides a summary of performance headlines over the 1st January to 31st December 2019 period (see Performance and Insight report paper) and a summary of key OPCC and force decisions made over the current planning period (Appendix B).

2. RECOMMENDATIONS

- 2.1 SRP is invited to note and scrutinise this report which was first presented to Police and Crime Panel in February 2020. The Panel is responsible for scrutinising the seeking assurance from the Commissioner on any specific areas of concern, requesting further information where necessary and making recommendations where appropriate and within the scope of their role^b.
- 2.2 The information provided as part of the Commissioner's update report is designed to assist the Police and Crime Panel in fulfilling their duties under the Police Reform and Social Responsibility Act 2011 to provide scrutiny of and support to the Commissioner in relation to the Police and crime plan and maintain a regular check and balance on the performance of the PCC in that context (Section 14 of the Policing Protocol 2011).

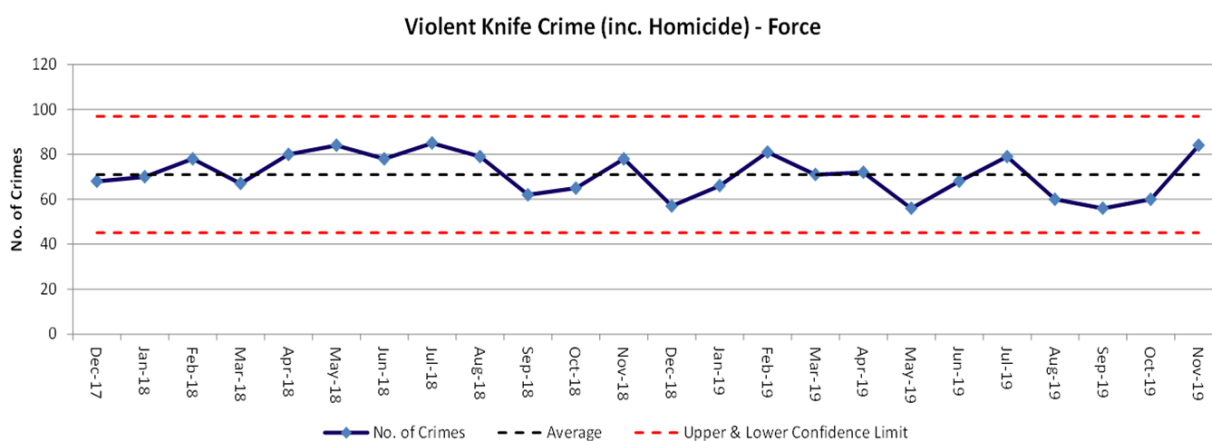
^a Section 13 of the Police Reform and Social Responsibility (PR&SR) Act 2011 requires the Commissioner to, subject to certain restrictions, provide the Panel with any information which they may reasonably require in order to carry out their functions, and any other information which the Commissioner considers appropriate

^b [Police and Crime Panels: A Guide to Scrutiny](#), Local Government Association (Updated 2016)

3. POLICE AND CRIME PLAN PERFORMANCE (2018-21)

- 3.1 The Commissioner's Police and Crime Plan (2018-21) set 57 performance indicators and 12 sub-measures across four strategic themes. These indicators are tracked by the force and OPCC on a quarterly basis, with the next comprehensive update scheduled for February 2020. The full suite of performance measures across all four themes for the current year can be viewed in the Performance section of the Commissioner's website^c.
- 3.2 Work is currently underway to refresh the reporting template for tracking Police and Crime Plan performance following engagement between the Police and Crime Panel, OPCC and force alongside learning from national examples of good and effective practice. The revised template aims to capture quarterly variation in numerical performance indicators and provide a greater degree of contextual narrative relevant to the broader Police and Crime Plan objective.
- 3.3 In addition to feedback on findings from the 2019 Police and Crime Needs Assessment and December 2019 Police and Crime Survey (reported below), Panel members are advised of the following interim performance updates:
- 3.4 **Protecting vulnerable people from harm:** Adult and child safeguarding referrals continue to increase (+26.8%) as a result of improvements in identification and referral processes. Increases in the level of domestic abuse recorded by police (+15.4%) are beginning to stabilise following improvements in recording practices and new categories introduced as specific offences under Protection of Freedoms Act 2012 in 2016. Findings from the Nottinghamshire Police and Crime Survey indicate that the likelihood of survivors reporting their experience of domestic abuse to the police has increased marginally over the last year from 71.5% to 73.5% in December 2019.
- 3.5 **Violent knife crimes** recorded by police have reduced by around 7.3% over the last year following a peak in August 2018. This has been coupled with increased police pro-activity which led to a significant increase in recorded possession of weapons offences during this period – largely attributable to Operation Reacher. Every possession of weapons offence dealt with by the police is potentially preventing the future use of a weapon in a violent offence, and therefore, the upward trend in the recording of these offences is viewed positively.

^c <https://www.nottinghamshire.pcc.police.uk/Public-Information/Performance/>



3.6 PCC Commissioned Victim Services: The OPCC continues to report on ‘cope and recover’ outcomes as part of the Ministry of Justices’ bi-annual monitoring arrangements. Around 1,840 victim service cases were closed during the April to September 2019 reporting period, of which, 80.6% reported improvements in their ability to ‘cope and recover’ from the harm that they had experienced. This represents a marginal increase on the proportion of positive outcomes recorded during the 2018/19 baseline year (78.7%).

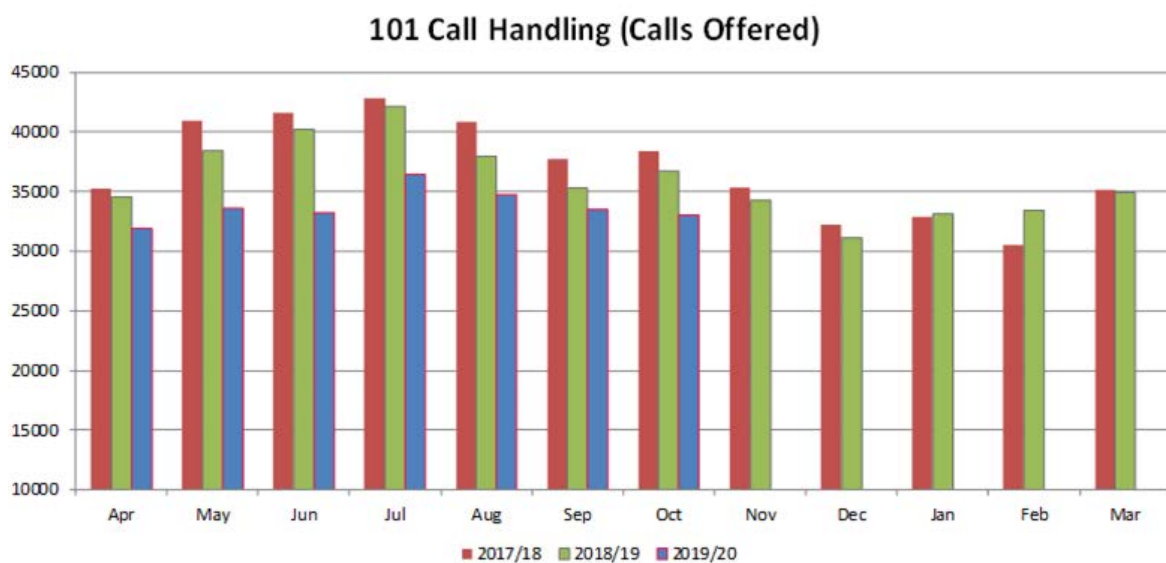
3.7 Positive outcomes rates for sexual offences have shown a further downward trend over the last year (-1.3% pts) having fallen from 9.9% in 2018 to 8.6% in 2019. This reduction should be viewed in the context of rises in third party reporting from partner agencies and reports where the victim wishes to report the offence but does not support further police action. While the proportion of serious sexual offences resulting in a positive outcome has declined, the absolute number of positive outcomes has remained relatively stable.

3.8 Recorded drug trafficking and supply offences have continued to increase trend since March 2019 impacted, in part, by greater use of stop and search and pro-active operations such as ‘Operation Reacher’ to target individuals and gangs involved in drug and weapon possession. The number of drug trafficking and supply offences recorded by police increased by 29% in 2019. Despite this, the Nottinghamshire Police and Crime Survey indicates that drug use and dealing remains a priority concern for local residents (47%), particularly in the Mansfield (60.5%) and Ashfield (60.1%) areas.

3.9 247 offenders are currently under active IOM management, either in the community or on short-term prison sentences while 254 offenders have been successfully removed from the scheme since January 2016. Together, these cohorts have achieved an average reduction in reoffending risk of 74.0% - which is over and above the level expected of a high performing scheme (45%). To date, the IOM programme has successfully planned, risk triaged and managed 280 prison releases in Nottinghamshire during 2019 and is continues to manage high

risk serial domestic violence perpetrators, MAPPA nominals, organised crime group offenders, knife crime-flagged offenders and a non-statutory early intervention cohort for knife crime. The programme is also now making use of alcohol tags, with the first being used by an offender in Bassetlaw who is successfully addressing their alcohol issues to the point of maintaining a tenancy for the first time.

3.10 101 Call handling: A recent national article^d focussing on 101 abandoned call rates highlighted significant pressures on services in some areas of the country, with abandoned call rates exceeding 20% in some police forces in 2019 and, in exceptional circumstances, waiting times exceeding three hours. Nottinghamshire by contrast, has seen significant improvements in 101 call handling performance over the last year, largely driven by improvements in the management of demand and appropriate signposting to other services at first point of contact. 101 abandonment rates have fallen from 5.9% in 2018/19 to 2.1% in 2019/20 (year to date), with around 101 calls being answered in an average 27 seconds compared to 69 seconds during 2018/19. The work has also helped to deliver a 9.9% reduction in overall 101 call volumes - equivalent to 31,000 fewer calls each year.



3.11 999 Call handling: The force also maintains one of the one of the lowest 999 abandonment rates in the country, answering calls in an average of 2 seconds with an abandonment rate 0.1%. This has been achieved despite a 3.5% increase in overall 999 call volumes over the last year and evidence^e to suggest that the force continues to have a greater number of reported incidents per head of population than other comparable force areas and the national average.

^d [David Barrett, Home Affairs Correspondent for the Daily Mail, 26 December 2019](#)

^e [HMICFRS 'Big Data' project](#)

3.12 The challenge of maintaining strong performance in this area has been compounded by higher levels of staff turnover during the winter months as a number of dispatchers and call handlers have left the department to become police officers and training abstractions in preparation for the imminent launch of the new command and control platform. These factors highlight the opportunities for career progression within the department, the quality of staff recruited and a high level of efficiency and effectiveness in the recruitment, mentoring and training processes.

3.13 **Budget position:** As at October 2019, the force/OPCC are projecting a revenue overspend of £508,000 in 2019/20, which has reduced as a result of monitoring on staff pay, and a capital budget underspend of £371,000 as a result of the Northern Control Room project which was approved within the financial year. The budget is continually scrutinised and challenged with budget holders which will result in ongoing revisions throughout the year.

4. Police and Crime Survey Findings – December 2019

4.1 Fieldwork from the latest wave of the PCC's Police and Crime Survey was completed in December 2019 bringing the total number of individuals consulted during the year to 4,333. The survey achieves a robust and representative sample of responses at Community Safety Partnership level via an 'assisted self-completion' method.

4.2 Latest findings from the survey indicate that overall crime prevalence (i.e. proportion of residents affected by crime) has seen no significant change over the last year, with 28.5% of residents having experienced one or more crimes in 2019, or 18.9% when fraud and computer misuse related crimes are excluded. At Community Safety Partnership level, however, Bassetlaw, Newark and Sherwood and Mansfield and Ashfield have seen 1-2% point increases in crime prevalence, while Nottingham and South Nottinghamshire have seen equivalent reductions. This mirrors trends seen in the police recorded crime picture during 2019.



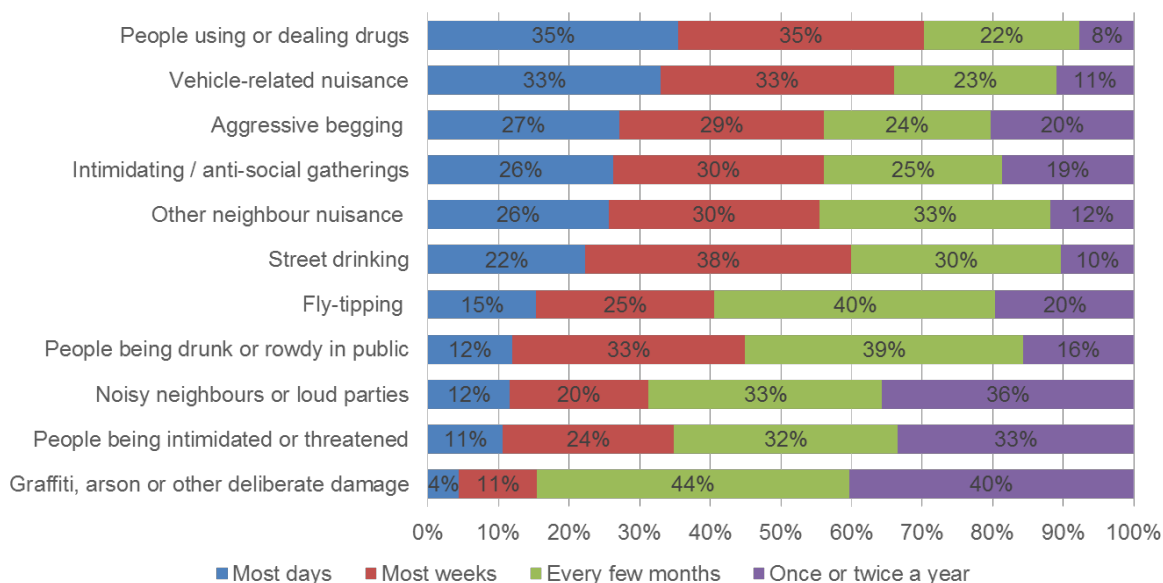
4.3 The overall proportion of PCS crime going on to be reported to the police (54.5%) remained broadly consistent with levels seen in 2018 (53.9%) and is highest in Bassetlaw, Newark and Sherwood (57%) and lowest in Nottingham (50%).

4.4 The proportion of victims of crime receiving some form of information, advice or support has risen from 40% to 44% over the last year, with the most significant rises seen among those receiving emotional support (up from 19% to 27%) or medical treatment for injuries sustained (up from 10% to 19%).

4.5 Indicators of public confidence in the police saw marginal improvements during 2019, with the proportion of residents feeling that they had confidence in the police rising from 47% to 49% and the proportion feeling that the police were ‘doing a good job’ rising from 53% to 55%. These trends have been largely driven by improvements in Nottingham City, where around 59% reported having confidence in the police and 55% felt that the police were ‘doing a good job’.

4.6 New questions were introduced into the Police and Crime Survey in December 2019 relating to the experience and impact of anti-social behaviour on residents. Initial findings from the first wave of responses indicate that noisy neighbours (29%), vehicle-related nuisance (28%) and people using or dealing drugs (26%) are prevalent experiences among local residents, however neighbourhood noise nuisance is a markedly less frequent occurrence.

If you have experienced one or more types of ASB, please indicate how often this has happened

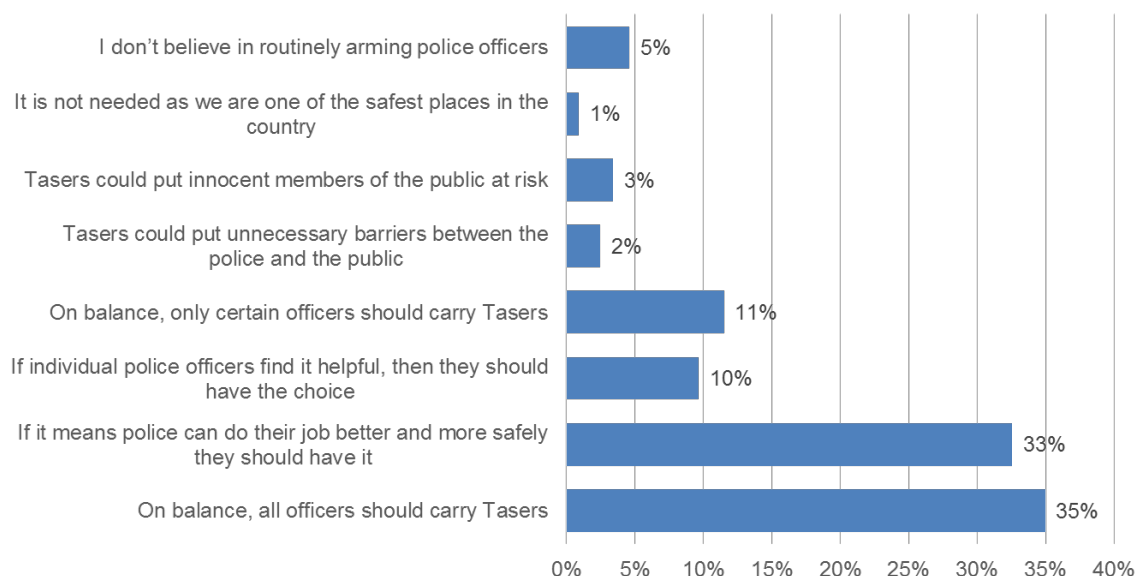


4.7 On average, impact of ASB is relatively low, with 73% stating that the ASB they had experienced had little or no effect on their quality of life, compared to 7% reporting a major impact. While 16% and 18% of ASB occurrences were reported to the Police and Local Authorities respectively, around 72% of were not formally reported to any agency. Trends in this data will be tracked over time, with further analysis being undertaken by locality, demographic characteristics and ASB type as the sample size increases.

4.8 Consistent with findings in 2018, around 27% of respondents had been in contact with Nottinghamshire Police in 2019, with the majority contacting the police to report a crime or incident (66%). While the proportion that were satisfied with the service they received (59%) saw no significant change in 2019, the proportion that were dissatisfied fell from 29% to 25% during the year.

4.9 Further questions were also added to the December 2019 survey in relation to public concern and attitudes towards police officer safety. The survey revealed that resident concern about officer safety in their area is relatively low, with 46% reporting little or no concern and 16% reporting high levels of concern. Despite this, 72% felt that police officers should be given more protection and support when carrying out their duties and 78% were supportive of the use of Tasers – with 35% feeling that all officers should be equipped with them.

Which option below best sums up your view on local officers being equipped with Tasers?



5. Activities of the Commissioner

- 5.1 The Commissioner is represented at the key thematic, partnership and force local performance boards to obtain assurance that the Force and Partners are aware of the current performance threats and taking appropriate action to address the emerging challenges. Any issues of concern are reported to the Commissioner who holds the Chief Constable to account on a weekly basis. The Commissioner also meets heads of Investigations and Intelligence and Operations on a quarterly basis to gain a deeper understanding of threats, harm and risk to performance.
- 5.2 The Commissioner continues to take steps to obtain assurances that the Chief Constable has identified the key threats to performance but more importantly that swift remedial and appropriate action is being taken to tackle the problems especially in the Priority Plus Areas in the County and High Impact Wards in the City. Key activities are reported on the Commissioner's website.^f
- 5.3 The Commissioner has maintained an active partnership and community engagement schedule throughout November and December 2019, which has included hosting of a Partnership Problem Solving Conference (12 Nov), chairing the Strategic Violence Reduction Board (13 Dec) and undertaking neighbourhood walkabouts in Beeston, Clifton, Bingham and Trent and the City Centre. The Commissioner has also engaged in events including the Nottinghamshire Knife Crime Symposium, the Integrated Care System Partnership Forum, Contextual

^f <http://www.nottinghamshire.pcc.police.uk/News-and-Events/Latest-News.aspx>

Safeguarding conference, Opportunity Nottingham conference and various local Parish Council / Safer Neighbourhood meetings.

Nottinghamshire Police and Crime Needs Assessment

5.4 The OPCC is in the process of consulting statutory and voluntary and community sector partners on headline findings from the 2019 Police and Crime Needs Assessment with a view to informing planning and commissioning intentions for 2020/21. The annual report which brings together a wide range of partnership data and stakeholder perspectives highlights that:-

- Presentation of multiple / complex need linked to offending, victimisation and risk of harm is likely to continue to rise over the coming year as a result of increasing underlying need, capacity constraints affecting key services and ongoing improvements in proactive identification and management of risk
- Police recorded victim-based crime is expected to increase over the next year driven by increased recording of violence without injury, improvements in crime recording, genuine increases in fraud, increases in police pro-activity and more reporting as a result of increased public confidence in / access to services
- Pressure on already stretched domestic abuse, sexual abuse & therapeutic support services is likely to increase further over the next year as a result of greater reporting and proactivity. The proportion of victims not supporting a criminal justice outcome is rising and positive outcomes for rape remain low
- The number of identified suspects is expected to increase over the next year as a result of increases in police proactivity / capacity, technological developments and potential changes in legislation, reporting and offender management arrangements. Maximising the appropriate use of out of court disposals and reducing re-offending are essential to minimising the impact on the CJS
- Community concern regarding drug use and dealing is increasing markedly. Investment in neighbourhood policing and local problem solving has potential to drive improvements in public trust and confidence in the north of the county and among new and emerging communities

5.5 The draft Nottinghamshire Police and Crime Needs Assessment for 2019 can be found on the Commissioner's website. The final Police and Crime Delivery Plan for 2020/21 will be reported to the Police and Crime Panel on 31 March 2020.

Nottinghamshire Violence Reduction Unit (VRU)

- 5.6 The Home Secretary confirmed a further £35m funding for 18 Violence Reduction Units nationally on 29 December 2019, with Nottinghamshire receiving a provisional £880,000 on 2020/21 subject to final Home Office approval. Nottinghamshire's [Violence Reduction Unit](#) was established in September 2019, to offer leadership and strategic coordination of a local public health approach to serious violence in partnership with the police, local government, health, community leaders and other key partners. The funding for 2020/21 will enable partners to embed and build on the projects already underway and support new

Operation Uplift

- 5.7 Work continues to recruiting new officers as part of the national programme funded by the Home Office to recruit 20,000 additional officers by March 2023. In Nottinghamshire, the service remains on track to recruit 107 new officers as part of Operation Uplift, over and above the 175 new recruits already planned. This is expected to bring the number of full time equivalent (FTE) officers to 2,087 in 2020. Chief Constable Craig Guildford said: "It's a fantastic opportunity for us to increase our Neighbourhood policing numbers and local investigators which will help reduce the risk and harm from crime, keep people safe and pursue those who choose to cause so much angst to our communities".

6. Case Study: Service Response to Stalking

- 6.1 Police and Crime Panel Members have requested the presentation of a case study for each meeting. Recent case studies have included: Prosecution File Quality Improvements; Knife Crime; Nottinghamshire Police and Crime Survey; OPCC's Sexual Violence Engagement Manager; the Nottinghamshire Victim CARE Service; Nottingham Violence Interrupters Pilot, understanding and managing police demand and Operation Reacher. For this meeting, a further case study has been prepared detailing activity and outcomes in relation to stalking.
- 6.2 Stalking is a crime in England and Wales under the Protection from Harassment Act 1997. It is described as a pattern of unwanted and persistent behaviour that is motivated by a fixation or obsession that causes a victim to suffer alarm, distress or a fear of violence. It is illegal for a person to pursue a course of conduct that they know or ought to know amounts to stalking. A court of conduct refers to two or more incident of unwanted behaviour.
- 6.3 The Police and Crime Needs Assessment for Nottinghamshire 2018-21 notes that "stalking was introduced alongside coercive control as a specific offence under the Protection of Freedoms Act 2012, with Nottinghamshire recording 48 offences in

2016/17, including 11 which were non-recent cases. Of the current cases, around half (51%) resulted in either a charge, caution or community resolution. The majority of recorded victims were female (89%). A joint inspection⁹ undertaken by HMIC and HMCPSP in 2017 found that stalking too often goes unrecorded and unrecognised by the police and prosecutors who may categorise offences as harassment and miss opportunities to take effective action.”

- 6.4 From 1 April 2018 police forces have been required to record stalking and harassment in addition to the most serious victim based offence involving the same victim. As a result the reported stalking cases have climbed and are expected to keep climbing.

Stalking reported to Nottinghamshire Police during the 2019 calendar year

	Domestic Stalking			Non-Domestic Stalking		
	Female	Male	Total	Female	Male	Total
City	92	17	109	45	7	52
Bassetlaw, Newark and Sherwood	58	1	59	15	2	17
Mansfield and Ashfield	82	4	86	32	5	37
Broxtowe, Rushcliffe and Gedling	64	2	66	41	6	47
Total	296	24	320	133	20	153

- 6.5 As a result of the 2017 HMICFRS report Nottinghamshire Police changed internal processes, introduced stalking training for officers and in January 2018 set up a monthly stalking clinic. The Stalking Clinic is a monthly multiagency meeting which agrees how to manage perpetrators. Victims and others at risk are discussed and safeguarding actions identified. The Clinic discussed 92 cases in 2018 and 2019, with around 5 cases per month discussed during 2019.
- 6.6 Attending agencies include Nottinghamshire Police, Stalking Advocates from Juno Women’s Aid, Nottinghamshire Women’s Aid and Equation, National Probation Service and MAPPA. Consultant forensic psychiatrists also attend and utilise the Stalking Risk Profile for each perpetrator discussed. This identifies the type of stalker and assesses the risk of violence, recurrence and persistence as well as the risk of psychosocial harm to the perpetrator. The completed assessment is shared where necessary including in criminal cases with CPS to improve agencies’ understanding about the risks posed by stalkers.

⁹ *Living in Fear, HMICFRS, July 2017*

6.7 DI Amy Styles-Jones, who chairs Nottinghamshire Police's stalking clinic, said:

"The clinic is innovative and sees an established group of professionals working well together to safeguard victims of stalking as well as managing perpetrators. The stalking advocacy service is key in bringing the voice of the victims to the discussions and we're starting to receive some really positive feedback about the service. It's also really pleasing to see that stalking is better understood in Nottinghamshire now than in previous years so we're making real progress to combat the issues that stalking poses".

6.8 The Suzy Lamplugh Trust^h reports that the consequences of stalking for victims can be physical, psychological, social and economic. Victims can develop anxiety, depression and agoraphobia, with 50% of victims experiencing post-traumatic stress disorder. Many victims change their behaviour to feel safer, including not going out in public, reducing social outings and moving home.

6.9 Victims and survivors of stalking from an ex intimate partner have always been supported in Nottinghamshire through commissioned domestic abuse support services delivered by Juno Women's Aid, Nottinghamshire Women's Aid and Equation. However, when the stalking clinic began in 2018 it became clear that additional support was needed, particularly for victims of non-domestic stalking. Juno and Nottinghamshire Women's Aid began supporting non domestic victims at the stalking clinics but were unable to provide any ongoing support for victims without dedicated staff. Therefore, in July 2019 the PCC began funding a formal pilot of a dedicated Stalking Advocacy Service for victims of non-domestic stalking.

6.10 The Stalking Advocacy Service is delivered by Juno Women's Aid, Nottinghamshire Women's Aid and Equation and aims to help safeguard victims of non-domestic stalking and empower them to cope better and recover by providing trauma-informed informational, practical and emotional support and advocacy including safety planning. It primarily supports survivors of non-domestic stalking aged 16 and older living in Nottingham/Nottinghamshire, however it will also support younger victims if required, while Equation is providing support to male victims and developing multi-agency training and briefings on stalking.

6.11 Dedicated staff began in July 2019 supporting police referrals only, before being formally launched on White Ribbon Day on 25 November 2019. Since July 2019 over 40 victims have been referred to the Stalking Advocacy Service, with 32 supported (all female). Victims have been supported with issues such as bail and licencing conditions to protect their safety, home and work safety planning including use of social media, emotional support and advocacy and referrals to other help such as counselling.

^h *Out of Sight Out of Mind, Two Years On, Suzy Lamplugh Trust 2018*

6.12 Feedback has been extremely positive, with victims reporting that the stalking had ceased, and that they had felt empowered both by stalking advocates and police officers to have control over decisions affecting them. Victims were very grateful for the support service and felt able to move on with their lives following help from an Advocate. Yasmin Rehman, CEO of Juno Women's Aid, which has received the highest number of referrals for support, said about the Service:

"We are delighted to be able to help protect victims of non domestic stalking and enable them to regain control over their lives. Anyone can be a victim of stalking and the new Stalking Advocacy Service provides much needed help in Nottinghamshire."

6.13 DSU Andy Gowan (Head of Public Protection, Nottinghamshire Police) said:

"I am delighted to see an improved police response to the tackling of Stalking cases and have been impressed with the commitment from the OPCC/partners and commissioned services to support a problem solving/partnership response to safeguard victims and tackle stalking perpetrators"

6.14 The PCC has provided funding worth £37,500 each to Juno Women's Aid and Nottinghamshire Women's Aid while Equation has received £9,480 to deliver support tailored to male victims and develop and deliver a series of stalking seminars for professionals. The service has been funded as a pilot until December 2020. It will be evaluated in the summer of 2020 to inform future commissioning arrangements.

6.15 To access the Stalking Advocacy Service call:

Women's Helpline: 0115 947 6490

Men's Helpline: 0115 960 5556

7. Decisions

- 7.1 The Commissioner has the sole legal authority to make a decision as the result of a discussion or based on information provided to him by the public, partner organisations, Members of staff from the Nottinghamshire Office of the Police and Crime Commissioner (NOPCC) or Chief Constable. The Commissioner's web site provides details of all significant public interest decisions.ⁱ
- 7.2 Police and Crime Panel Members have previously requested that the Commissioner provide a list of all forthcoming decisions (Forward Plan) rather than those already made. This Forward Plan of Key Decisions for the OPCC and the Force has been updated and is contained in **Appendix D**.

8. Financial Implications and Budget Provision

- 8.1 The Commissioner holds the Chief Constable to account formally at his Strategic Resources and Performance meetings (SSRP). At this meeting the Chief Constable submits a number of financial reports for scrutiny.

ⁱ <http://www.nottinghamshire.pcc.police.uk/Public-Information/Decisions/Decisions.aspx>

Nottinghamshire Police Revenue Position as at the end of October 2019 by Department

	Revised Budget £'000	Forecast Outturn £'000	FO-RB Variance £'000
Local Policing			
County	43,320	43,146	(174)
City	30,194	30,076	(118)
Contact Management	16,190	15,996	(195)
	89,705	89,218	(486)
Crime & Operational Services			
Public Protection	12,453	11,935	(518)
Operational Support	10,236	10,589	352
Intelligence	9,256	9,036	(220)
Serious & Organised Crime	7,428	6,880	(548)
Archive & Exhibits	1,078	1,106	27
Other	255	281	26
	40,706	39,826	(880)
Corporate Services			
Technical Accounting	12,449	12,479	30
Information Services	11,579	11,728	149
Estates	6,235	7,138	902
Fleet	3,281	3,528	247
People Services	1,781	1,898	116
PSD	1,575	1,557	(17)
Futures Board	872	872	0
Command	1,281	1,434	154
Corporate Development	1,075	842	(233)
Corporate Communications	833	645	(188)
Finance	671	805	134
Information Management	531	448	(83)
Other smaller budget departments	215	229	14
	42,379	43,603	1,224
Collaboration			
EMSOU Operations	13,494	13,538	44
EMCJS	9,071	9,134	63
EMSOU Services	4,169	4,325	156
MFSS	2,567	3,056	489
ESN	186	186	0
EMSCU	153	150	(3)
	29,640	30,389	749
Home Office Grants			
Knife Crime	(1,067)	(1,067)	0
ARV Uplift	(55)	(55)	0
Cyber Crime	0	(99)	(99)
	(1,122)	(1,221)	(99)
Force Total	201,308	201,816	508
OPCC	4,975	4,975	0
Group Total	206,283	206,791	508

Overspends shown as positive numbers, under-spends shown as () numbers.
No manual adjustments have been made for rounding

8.2 As at 31 October 2019, the force/OPCC are projecting a financial revenue outturn position of £206,791,000 in 2019/20, which represents a projected overspend of £508,000 against the approved net revenue budget of £206,283,000. The over spend is predominately being driven by:-

- Unexpected costs in information services for renewal of the data bundle contract and slow progress on realising the £300k efficiency saving
- An over spend on MFSS relating to the extension of early life support

8.3 An increase on estates costs in recognition that Bingham, Worksop and Holmes House sales may not be realised

8.4 As at 31 October 2019, the force/OPCC are projecting a Capital budget outturn of £8,527,000 in 2019/20 against an approved capital programme budget of £13,625,000. The under spend has increased considerably over the last quarter, largely due to variance within the Command and Control project.

Capital Outturn Position as at the end of October 2019, by Project

Project Name	Revised Budget £'000	Forecast Outturn £'000	Underspend £'000	Slippage to 2020/21 £'000
Estates				
New Custody Suite	6,430	1,587	0	(4,843)
Building Improvement, Renovation & Conversion Works	1,185	1,127	0	(58)
Hucknall EMAS	637	626	(11)	0
Custody Improvements	360	360	(0)	0
New HQ Joint Build	352	748	0	396
Northern Property Store	246	246	0	0
Bunkered Fuel Tanks	62	59	(3)	0
Automatic Gates & Barriers	52	52	0	0
Community Rehabilitation Companies Renovations	25	25	0	0
West Bridgford Police Station Relocation & Sale	442	221	0	(221)
Northern Control Room	386	16	(370)	0
Estates Total	10,178	5,067	(384)	(4,727)
Information Services				
Command & Control	1,910	1,910	0	0
Technology Services Refresh & Upgrades	1,149	1,149	0	0
ANPR Camera Project	126	126	0	0
NEP	112	109	(3)	0
SICCS Upgrade	0	0	0	0
IS Total	3,297	3,294	(3)	0
Other Projects				
Vehicle & Equipment Replacement	150	167	17	0
Overall Total	13,625	8,527	(371)	(4,727)

Overspends shown as positive numbers, under-spends shown as () numbers.
No manual adjustments have been made for rounding

8.5 The budget is continually scrutinised and challenged with budget holders which will result in ongoing revisions throughout the year. Monitoring has been exceptionally problematic this year, with proven errors in the data recoded on the financial system. While work is progressing to address these issues, it should be noted that the year to date actual spend is inaccurate at this present time. There is confidence that the budget set is robust and will be sufficient to manage capital plans during 2019/20.

8.6 **Appendices B and C** contain the full finance revenue and capital reports submitted to the Strategic Resources and Performance Board on 4th November 2019 and provide more detail regarding the provisional year end position for each.

9. Human Resources Implications

9.1 None - this is an information report.

10. Equality Implications

10.1 None

11. Risk Management

11.1 Risks to performance are identified in the main body of the report together with information on how risks are being mitigated.

12. Policy Implications and links to the Police and Crime Plan Priorities

12.1 This report provides Members with an update on performance in respect of the Police and Crime Plan.

13. Changes in Legislation or other Legal Considerations

13.1 The Commissioner publishes a horizon scanning briefing on a fortnightly basis which is widely accessed by OPCC, policing and other partner agencies nationally. The briefing captures information from a wide range of sources including emerging legislation, government publications, audits and inspections and significant consultations, statistics and research findings in order to help inform local strategic planning and decision making. The briefings can be accessed via the Commissioner's website^J.

^J <http://www.nottinghamshire.pcc.police.uk/Public-Information/Horizon-Scanning/Horizon-Scanning.aspx>

14. Details of outcome of consultation

14.1 The Chief Constable has been sent a copy of this report.

15. Appendices

- A. Nottinghamshire Police and Crime Plan Performance Report to December 2019: Sample for review
- B. Forward Plan of Key Decisions for the OPCC and the Force

16. Background Papers (relevant for Police and Crime Panel Only)

- [Police and Crime Plan 2018-2021](#)

For any enquiries about this report please contact:

Kevin Dennis, Chief Executive of the Nottinghamshire Office of the Police and Crime Commissioner Kevin.dennis@nottinghamshire.pnn.police.uk
Tel: 0115 8445998

Dan Howitt, Head of Strategy and Assurance of the Nottinghamshire Office of the Police and Crime Commissioner daniel.howitt13452@nottinghamshire.pnn.police.uk
Tel: 0115 8445998



NOTTINGHAMSHIRE POLICE AND CRIME PLAN PERFORMANCE AND INSIGHT REPORT 2019/20

QUARTER 3: PERFORMANCE TO DECEMBER 2019

Sample

Guidance notes:

1. The following performance indicators are taken from the Police and Crime Commissioner's (PCC) plan 2018-21. The information is structured according to the four strategic priority themes in the plan.
2. Wherever possible, performance information is provided for a 12 month rolling period compared to the equivalent 12 months of the previous year, in order to provide an indication of trend. Where information provided is for an alternative period this is stated.
3. Additional insight is included in the report in order to provide context in relation to performance exceptions only.
4. Data sources for each indicator are specified at appendix 1, including any information supplied outside of the Nottinghamshire Police Management Information team.
5. Amendments and additions have been added to this edition of the P&I report, in line with the revised Police and Crime Plan Strategic Framework (2018-21)

Performance exceptions:

Performance exceptions, both positive and negative, are indicated within the report by the following markers:-

- Positive exception: Significant improvement in latest quarter, or improving trend over three successive quarters
- Negative exception: Significant deterioration in latest quarter, or deteriorating trend over three successive quarters

Summary of Key Headlines and Notable Exceptions

Protecting vulnerable people from harm – Pages 3 to 4

- Nottinghamshire Police was assessed by HMICFRS as 'GOOD' at Protecting Vulnerable People as part of the 2019 PEEL inspections.
- Safeguarding referrals continue to increase quarter on quarter, largely due to improved identification, referral and recording of safeguarding concerns. 1,266 additional referrals in the year to September 2019.
- Police recorded violent knife crime displays a sporadic pattern, but has seen an overall decrease of 7.7% over the last year, largely due to reductions in knife-related robbery. Tackling knife crime remains a core priority.

Helping and supporting victims – Pages 5 to 6

- The proportion of domestic abuse-related crimes that are repeats has increased by 2.5% points over the last year. This should be viewed in the context of a 21% increase recorded offences over the same period.
- Positive outcomes rates for SSO continue to decline following increases in disclosure and third party reporting. Absolute volume of positive outcomes remains stable.

Tackling Crime and Anti-social Behaviour – Pages 7 to 10

- Nottinghamshire Police was assessed as 'REQUIRING IMPROVEMENT' in preventing and tackling crime and ASB in 2018. 2019 has seen an renewed focus on improving understanding of communities and prioritising crime prevention
- Overall prevalence of crime monitored via the Police & Crime Survey shows a stable trend over the last year, despite a marginal (+1%) increase in the county and a 3.8% decrease in the City
- 254 offenders successfully removed from the scheme since January 2016 achieved an average reduction in reoffending risk of 74%. IOM continues to be adapted to take account of the changing risk profile

Transforming Services and delivering quality policing – Pages 11 to 13

- Overall positive perception of the police remains stable despite marginal increases in the city (up 1.8% pts to 54.9%) Positive perceptions remain lowest in Bassetlaw, Newark and Sherwood (41%).
- Forecast revenue overspend has reduced to £0.603m, largely due to monitoring on staff pay.
- Forecast capital underspend has reduced to £10k as a result of variance within the Command and Control project.

Theme 1: Protecting Vulnerable People from Harm

Theme 1A: More Vulnerable People Safeguarded and Protected

	Aim	12 months to Dec 2018	12 months to Mar 2019	12 months to Jun 2019	12 Months to Sep 2019	12 months to Dec 2019	Change over last year		
							%	Actual	
1A.1	Adult and Child Safeguarding Referrals	Increase	5,315	5,533	5,837	6,401	6,739	26.8%	1,424
1A.2	Missing persons	Monitor	3,429	3,426	3,242	3,153	2,964	-13.6%	-465
1A.3	Missing: No apparent risk	Monitor	3,039	3,038	3,094	3,016	3,008	-1.0%	-31
1A.4	Mental health-related incidents	Monitor	18,433	18,718	18,708	18,456	18,416	-0.1%	-17

Safeguarding Referrals

Overall, there is a continuing upward trend in recording with a new peak in referrals in July 2019. August to December 2019 has seen slight decreases, but the trend remains positive. This indicator provides the force and partner agencies with the confidence that improvements are being made in the identification and recording of safeguarding concerns, enabling agencies to take appropriate safeguarding actions to minimise the risk of harm.

Missing Person Reports

Missing Person reports have seen a downward trend since May 2018. Overall, reports saw a 13.6% reduction this year (465 fewer). The monthly average is currently 247 reports. The trend for Missing – No Apparent Risk reports (formerly Absent Persons Reports) has also been downward since July 2018; however, March 2019 saw an upturn with instances now stabilising.

Mental Health-Related Incidents

The last 12 months have seen a monthly average of 1,534, this is comparable to the previous year's monthly average of 1,536 incidents. July to September 2018 and July to September 2019 both saw higher than average levels with a peak in incidents in September for both years.

Theme 1: Protecting Vulnerable People from Harm

Theme 1B: Improved Response to Serious and Emerging Threats to Vulnerable People

	Aim	12 months to Dec 2018	12 months to Mar 2019	12 months to Jun 2019	12 Months to Sep 2019	12 months to Dec 2019	Change over last year	
							%	Actual
1B.1	Fraud Offences	2,934	3,076	3,076	3,049	3,006	2.45%	72
1B.2	Online Crime	3,475	3,589	3,551	3,469	3,556	2.33%	81
1B.3	Drug Trafficking and Supply Offences	734	807	848	897	947	29.0%	213
1B.4	Police recorded Child Sexual Exploitation	715	659	588	575	560	-21.7%	-155
1B.5	Police recorded Modern Slavery offences	58	47	53	73	102	75.9%	44

Information Sharing / ECINS Update

The force-wide ECINS Programme supports information sharing in relation to vulnerable and complex people among over 40 stakeholder agencies. This helps to integrate processes, and remove silo working and duplication. The internal delivery board for system implementation and operational realisation continues to function well.

Principle outstanding issues for ECINS include:-

- Improving the volume of trainers and access to training as a result of increasing business need
- Facilitating system administration
- Building confidence in the system among users and potential users following slow take up during the early stages of the project.

Modern Slavery

The force continues to take a proactive approach to this type of offending - seeking out Modern Slavery offences in order to ensure that survivors are protected and offenders brought to justice. This is reflected in the upward trend from 2018 to 2019.

Drug Trafficking and Supply Offences

The upturn is attributed to various on-going operations conducted since the beginning of 2019, such as Op Reacher that has targeted various nominals and gangs and resulted in the increased recording of drug offences, weapons possession etc. Additionally, an increase in stop searches has taken place which again has resulted in more drug charges (see page 8)

Fraud

Fraud offences represent a significant challenge to the police and place a genuine demand on police resources, with investigations often complex and time consuming.

Online Crime

Online crime refers to offences where on the balance of probability, the offence was committed, in full or in part, through a computer, computer network or other computer-enabled device. The figures do not include fraud offences, which are captured separately. The majority of online crimes recorded are harassment offences, specifically malicious communications offences which have taken place online on forums such as Facebook and twitter.

Theme 2: Helping and Supporting Victims

Theme 2A: Improved reporting and response to domestic and sexual violence and abuse

	Aim	12 months to Dec 2018	12 months to Mar 2019	12 months to Jun 2019	12 Months to Sep 2019	12 months to Dec 2019	Change over last year		
							%	Actual	
2A.1	Police recorded domestic abuse crimes	Monitor	13,339	14,263	14,558	14,921	15,394	15.4%	2,055
2A.2	Domestic abuse repeat victimisation rate	Monitor	32.6%	33.1%	33.5%	34.4%	34.5%	1.8% pts	n/a
2A.3	Domestic abuse: Pos. Outcome Rate	Monitor	15.8%	14.6%	14.6%	13.8%	13.4%	-2.4% pts	-52
2A.4	% Domestic abuse victims satisfied (overall)	Monitor	92.2%	90.9%	90.0%	88.0%	n/a	n/a	n/a
2A.5	Serious sexual offences: Adult	Monitor	1,497	1,489	1,504	1,447	1,466	-2.1%	-31
2A.6	Serious sexual offences: Child	Monitor	1,426	1,401	1,392	1,406	1,387	-2.74%	-39
2A.7	Sexual Offences: Pos. Outcome Rate	Monitor	9.9%	9.2%	9.4%	8.6%	8.6%	-1.3% pts	-61

Domestic Abuse

The force has seen an increasing trend in reported Domestic Abuse crime over the last two years, due in part to increasing survivor confidence to come forward and seek support from the force and partner agencies. The proportion of victims that are repeats has seen a small increase over the last year.

Sexual Abuse

Both Adult and Child Serious Sexual Offences saw a small decrease during 2019 when compared to the previous 12 months. The positive outcome rate has also fallen by over 3 percentage points from 2018.



Nottinghamshire

POLICE & CRIME COMMISSIONER

Appendix B: Decisions of Significant Public Interest: Forward Plan

December 2019

1.0 Business cases						
Ref	Date	Subject	Summary of Decision	Cost (£) <i>Where available</i>	Contact Officer	Report of OPCC / Force

2.0 Contracts (above £250k)						
Ref	Date	Subject	Summary of Decision	Cost (£) <i>Where available</i>	Contact Officer	Report of OPCC / Force
2.1	March 2019	Fleet Maintenance	Procurement & award of contract	>£250K	R Adams EMSCU	Force
2.2	December 2019	Replacement back-up platform	Direct award via FW	£300K	R Adams EMSCU	Force
2.3	January 2020	Support for sexual violence and abuse survivors (High Volume Fund)	Contract award	£300K	R Adams EMSCU	Force
2.4	January 2020	Northern Control Room	Direct Award Lindums from FW		R Adams EMSCU	Force
2.5	January 2020	Servers	Direct award via FW	>£250	R Adams EMSCU	Force
2.6	January 2020	Victim CARE	Contract extension detailed in original ITT	>£620k	R Adams EMSCU	Force
2.7	February 2020	Delivery agreement for main contractor for Custody	Award via Scape FW	£15m	R Adams EMSCU	Force
2.8	February 2020	Fleet related contracts			R Adams EMSCU	Force
2.9	February 2020	Extension of ISVA and Survivor Support Service	Contract extension detailed in original ITT	£287k	R Adams EMSCU	Force
2.10	March/April 2020	New sexual violence support hub and therapy	Invitation to Tender	>£2.1m	R Adams EMSCU	Force
2.11	May 2020	HQ Build Main Contractor	OJEU procurement	£16.5m	R Adams EMSCU	Force



Nottinghamshire

POLICE & CRIME COMMISSIONER

3.0 Estates, ICT and Asset Strategic Planning						
Ref	Date	Subject	Summary of Decision	Cost (£) <i>Where available</i>	Contact Officer	Report of OPCC / Force
3.1	TBC	Replacement SARC	Proposal to replace the existing adult SARC with new, more suitable premises	Business Case in course of preparation	DCI Clare Dean and Tim Wendels, Estates and Facilities	Force/OPCC
3.2	TBC	Neighbourhood Offices	Consider the outcome of consultation on the future of Neighbourhood Offices	TBC	Tim Wendels, Estates and Facilities	Force
3.3	December	Replacement body-worn video cameras	OPCC will already be aware as Charlie Radford has signed off the spend, but we are likely to commit to a spend of in excess of £900k for replacement body-worn video cameras this month (December) in order to take advantage of a significant discount offered by the supplier (Reveal Media) for buying them all up front	Excess of £900k	Supt Ted Antill	Force
3.4	Present – 6 months	National Enabling Programmes	National Enabling Programmes – the DCC has agreed a 6 month pause on this project in order to free up IS resources for other, more critical work. This will also give time for vacancies to be recruited to in the new IS structure and in the business change role(s) in corporate development.	-	Supt Ted Antill	Force



Nottinghamshire

POLICE & CRIME COMMISSIONER

4.0 Workforce Plan and Recruitment Strategies

Ref	Date	Subject	Summary of Decision	Cost (£) <i>Where available</i>	Contact Officer	Report of OPCC / Force
			<p>Operation Uplift – the national initiative from the government to increase officer numbers by 20,000. The largest officer recruitment in modern times. Nottinghamshire Police is in a healthy position with its recruitment pipeline allowing us to move swiftly to accommodate the additional officers. Our allocation is confirmed as 107 additional officers in the next financial year. Our initial uplift plans have been revised with our intakes adjusted following careful consideration relating to the funding received.</p> <p>The force has received significant interest from transferees and transferred scores and we have taken on a number of both within the agreed funding parameters.</p> <p>The recent recruitment followed a number of positive action events and the force received 147 external applicants comprising of 44.22% female and 21.09% BME applicants, internally the force received 25 applications 56% female and 8% BME.</p> <p>Additional costs are to be expected in addition to the recruitment of officers. For example additional assessment centre, OHU and biometric costs. Work is being undertaken at pace to both secure the relevant services and clarify costs required.</p> <p>Increased officer numbers will create opportunities for police staff roles around the Force, particularly PCSO and Control Room roles. PCSO course is planned for early in the new year.</p>			

5.0 Strategic Issues including Finance

Ref	Date	Subject	Summary of Decision	Cost (£) <i>Where available</i>	Contact Officer	Report of OPCC / Force
5.1	September 2019	Routine monthly monitoring reports in respect of capital and Revenue expenditure'			Mark Kimberley	Force
5.2	February 2020	Setting a precept and approving the annual capital and revenue budgets and supporting financial strategies.			Charlie Radford	OPCC



Nottinghamshire

POLICE & CRIME COMMISSIONER

6.0 Other OPCC Commissioning						
Ref	Date	Subject	Summary of Decision	Cost (£) Where available	Contact Officer	Report of OPCC / Force
6.1	January 2020	County domestic abuse support services	Award of contract (procurement managed by County Council as lead commissioner)	£1.4m	Nicola Wade	OPCC
6.2	February 2020	6 month extension of interim sexual violence counselling contracts	Direct Award of 4 interim contracts	£214k	Nicola Wade	OPCC
6.3	February 2020	Extension of CHISVA contract	Contract extension detailed in original ITT	>£120k	Nicola Wade	OPCC
6.4	February 2020	Grant awards to Crime and Drugs Partnership and Safer Nottinghamshire Board	Grant award to deliver community safety activity	<£1.4m	Nicola Wade	OPCC
6.5	February 2020	Partnership Agreement with Nottinghamshire Clinical Commissioning Groups	To pay for provision of a mental health nurse in sexual violence support services, support brokerage and personal health budgets (NHSE funded)	<£253k	Nicola Wade	OPCC
6.6	February/March 2020	MARAC support in city	To pay for ongoing additional MARAC support in the city	£80k	Nicola Wade	OPCC
6.7	March 2020	Community Safety Fund and Violence Reduction Unit Grants	Award of small grants to the third sector to deliver activity to deliver the Police and Crime Plan and Violence Reduction Unit objectives.	£350k	Nicola Wade	OPCC
6.8	TBC	Train the Trainer Licences	To deliver Nightlife Crew training	£15k over 3 years	Helen Kane	OPCC
6.9	March 2020	Alcohol Awareness Programme		TBC	Helen Kane	OPCC
6.10	March/April 2020	Potential commissioning of female offender work to be confirmed		<£150k	Dan Howitt	OPCC



Nottinghamshire

POLICE & CRIME COMMISSIONER

6.11	April 2020	Violence Reduction Unit	Response plan and budget allocation and potential commissioning activity included within.	£880,000	Kevin Dennis	OPCC
------	------------	-------------------------	---	----------	--------------	------