

UNDER EMBARGO UNTIL 00.01 ON THURSDAY 22 MARCH 2018



PEEL: Police effectiveness 2017

An inspection of Nottinghamshire Police



March 2018

© HMICFRS 2018

ISBN: 978-1-78655-555-7

www.justiceinspectors.gov.uk/hmicfrs

Contents

Force in numbers	3
Risk-based inspection	5
Effectiveness overview	6
Preventing crime and tackling anti-social behaviour	8
Prioritising prevention	8
Understanding communities	8
Tackling crime and anti-social behaviour	9
Protecting vulnerable people and supporting victims	12
Identifying vulnerability	12
Initial response	12
Mental health	16
Investigating crimes involving vulnerable people	17
Partnership working	17
Specialist capabilities	19
National policing responsibilities	19
Firearms capability.....	20
Annex A – about the data	21

Force in numbers



Calls for assistance

Incidents per 1,000 population 12 months to 30 June 2017

Nottinghamshire Police

313

England and Wales

282



Anti-social behaviour

Anti-social behaviour (ASB) incidents per 1,000 population 12 months to 31 March 2017

Nottinghamshire Police

30

England and Wales

31

Change in ASB incidents 12 months to 31 March 2016 against 12 months to 31 March 2017

Nottinghamshire Police

-6%

England and Wales

-0.05%



Crime (excluding fraud)

Crimes recorded per 1,000 population 12 months to 30 June 2017

Nottinghamshire Police

77

England and Wales

77

Change in recorded crime 12 months to 30 June 2016 against 12 months to 30 June 2017

Nottinghamshire Police

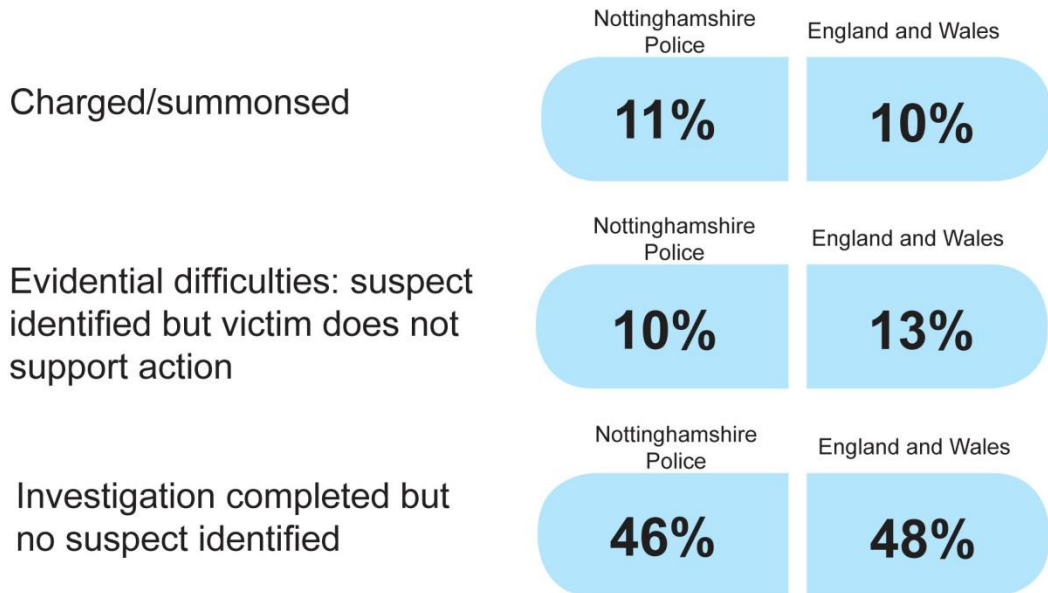
+26%

England and Wales

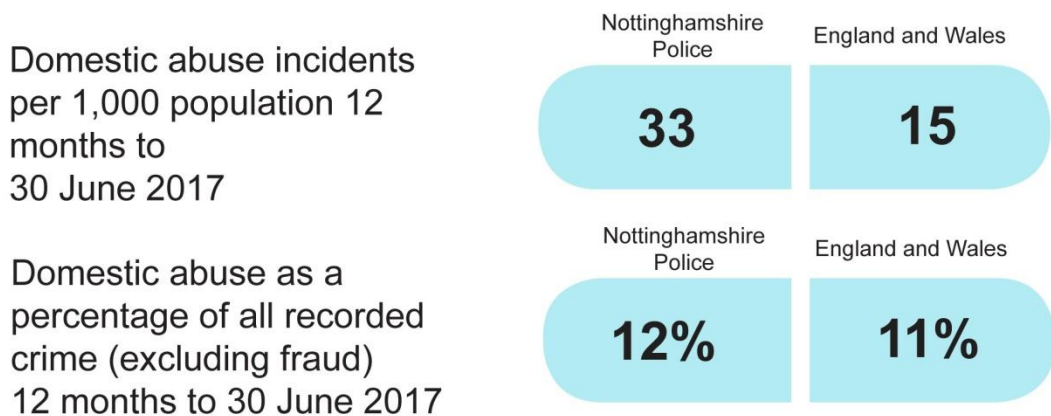
+14%



Crime outcomes*



Domestic abuse



Organised crime groups



*Figures are shown as proportions of outcomes assigned to offences recorded in the 12 months to 30 June 2017. For further information about the data in this graphic please see annex A.

Risk-based inspection

HMICFRS adopted an interim risk-based approach to inspection in 2017 in order to focus more closely on areas of policing where risk to the public is most acute.¹ Under this approach, not all forces are assessed against every part of the PEEL effectiveness programme every year. Nottinghamshire Police was assessed against the following areas in 2017:

- Preventing crime and tackling anti-social behaviour;
- Protecting vulnerable people; and
- Specialist capabilities.

Judgments from 2016² remain in place for areas which were not re-inspected in 2017. HMICFRS will continue to monitor areas for improvement identified in previous inspections and will assess how well each force has responded in future reports.





¹ Full details of the interim risk-based approach are available from the HMICFRS website: www.justiceinspectorates.gov.uk/hmicfrs/peel-assessments/how-we-inspect/2017-peel-assessment/#risk-based

² The 2016 effectiveness report for Nottinghamshire Police can be found on the HMICFRS website: www.justiceinspectorates.gov.uk/hmicfrs/publications/peel-police-effectiveness-2016-nottinghamshire

Effectiveness overview

Judgments

Overall effectiveness 2017  Good

Question	Grade	Last inspected
Preventing crime and tackling anti-social behaviour	 Good	2017
Investigating crime and reducing re-offending	 Good	2016
Protecting vulnerable people	 Requires improvement	2017
Tackling serious and organised crime	 Good	2016
Specialist capabilities	Ungraded	2017

Summary

Nottinghamshire Police is good at keeping people safe and reducing crime. Our findings show the force has improved compared with last year, when we judged that the force required improvement.

The force has improved the way it prevents crime and tackles anti-social behaviour. It is developing its understanding of the communities it serves, and neighbourhood officers are exploring ways of engaging with local communities, to better understand what matters to them most and respond better to their needs. The force works with local partners with a view to solving problems and dealing with the underlying causes of crime. However, it still needs to undertake more detailed analysis to help focus

preventative activity to achieve maximum benefit for local communities in terms of preventing crime from happening in the first place.

Over the last 12 months, the force has improved how it protects vulnerable people from harm and the support it offers victims. It has paid considerable attention to maintaining and furthering the achievements it has made. It investigates complex crimes involving vulnerable victims well and has effective safeguarding procedures. However, problems remain in relation to the initial response provided to some victims. Because demand for service often outstrips the number of available officers, the force cannot attend some incidents involving victims of domestic abuse as promptly as it would wish to – within one hour. The force intends to undertake work to understand and predict future demand better, recruit more police officers and align its workforce to improve the level of service to its communities and protect those who are vulnerable.

Nottinghamshire Police has the necessary arrangements in place to fulfil its national responsibilities, and to respond to an attack requiring an armed response. The force is part of the East Midlands Operational Support Services collaborative unit, which has adequately assessed the threat of an attack requiring an armed response.

Preventing crime and tackling anti-social behaviour



Good

Prioritising prevention

Nottinghamshire Police's approach to preventing crime and tackling anti-social behaviour is good, although there are some areas that need to be improved.

Officers and staff understand the force's overall approach to neighbourhood policing. A well-communicated plan ensures that usually crime prevention is implemented satisfactorily; most neighbourhood officers have the skills and training that they need to carry out crime prevention activity. Leaders also generally hold neighbourhood officers and staff to account for results and performance is monitored regularly.

The force's local policing model provides dedicated neighbourhood officers and staff that are responsible for specific beat areas. This works well in the main. Officers and staff have a good awareness of which serious and organised criminals³, as well as which vulnerable victims of domestic abuse, live in their beat areas. However, these officers also have to support the policing of events and larger operations, such as the night-time economy, which sometimes takes them away from their beat areas at critical times, when their presence to carry out neighbourhood policing is needed most. In addition, during very busy periods, neighbourhood officers respond to some emergency incidents away from their beat areas because of a shortage of response officers. HMICFRS' 2016 effectiveness report identified this same problem. The force has recognised this, and closely monitors these abstractions. It is also recruiting more officers; using resource-modelling software to better understand its demand. It has plans in place to reduce the deployment of neighbourhood officers away from their beat areas and to restrict the transfer of response officers to other departments temporarily. However, it will take time to put some of these plans fully into practice.

Understanding communities

Nottinghamshire Police has newly developed community profiles for every neighbourhood in its area, which help to broaden its understanding of the community's needs. Some of these profiles are rich in facts but many of them lack detailed information about the ethnic diversity of the local population, for example. Such additional information would help the force to identify more effectively the

³ Serious and organised crime is when serious crime is planned, co-ordinated and conducted by people working together on a continuing basis. Their motivation is often, but not always, financial gain.

needs of the community and respond more promptly to tensions, if and when they arise. Awareness among some neighbourhood teams of community profiles and engagement plans is also limited. However, it is encouraging that the force is keen to develop the community profiles further, and to do this with partner organisations (such as local authorities, or health and education services).

The level of community involvement in setting local neighbourhood priorities varies. In many areas, neighbourhood panels are active, while in some others we found that the force is still building up its knowledge of what matters most to local people. In these areas, the police are more likely to determine the priorities drawing more on consultation with partners, some of whom are locally elected councillors. Knowledge of these priorities among beat managers and police and community support officers (PCSOs) is also limited sometimes. The force could do more to exploit digital means of engagement, although it does make good use of digital media to communicate preventative messages. However, in most areas the force takes a proactive approach to providing feedback to the community on what action it has taken, what the results have been and how members of the community can become more closely involved in ensuring their own safety. Officers and staff are directed effectively to support community policing where the need for increased reassurance and community cohesion has grown.

Tackling crime and anti-social behaviour

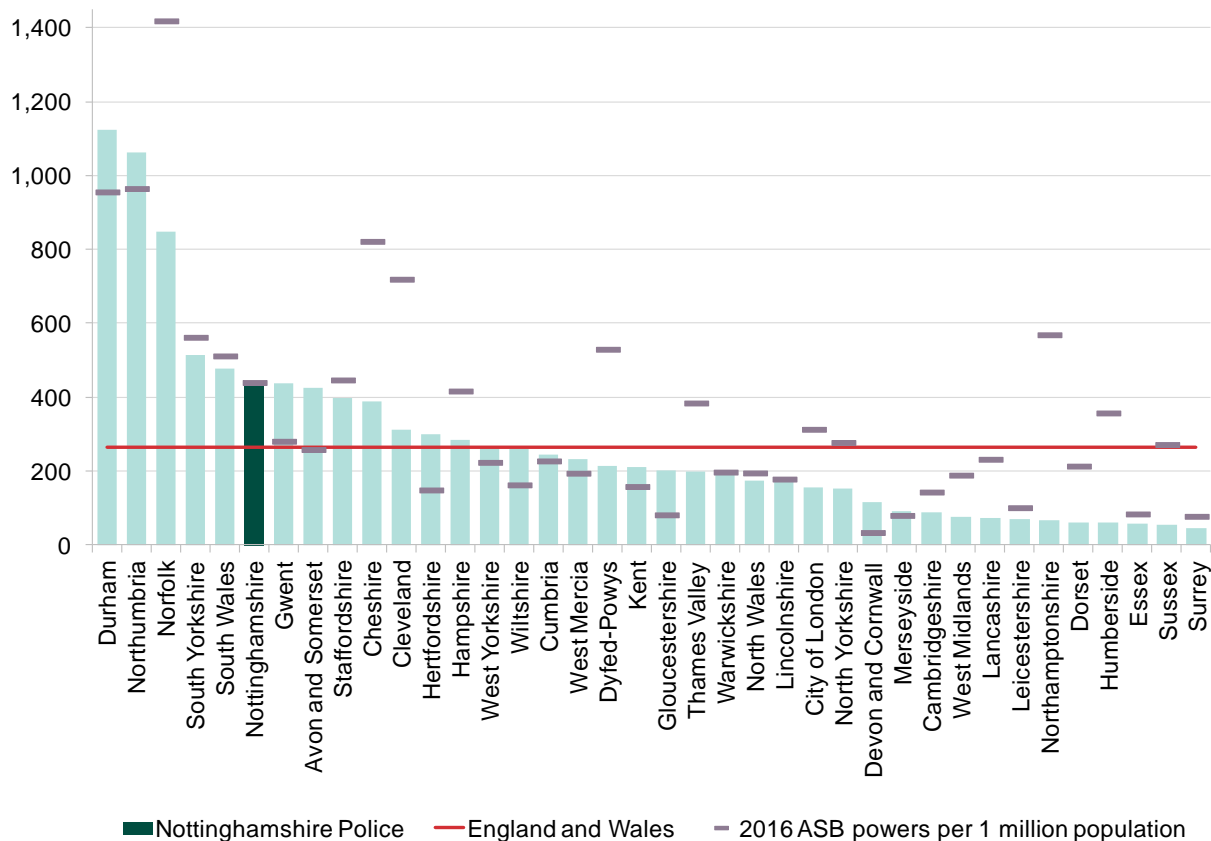
Collaborative problem solving with partner organisations, such as housing associations and the local authority, generally works well, and is established across the force area. Partnership arrangements are mature and effective joint work is common. A new, shared online system was introduced recently, designed to manage provision of a multi-agency response to high-risk cases involving anti-social behaviour. This is still developing and will further improve the exchange of information.

However, problem solving still seems to be based more on professional knowledge of tactics that have worked before than on a systematic, evidence-led approach. Neighbourhood inspectors have a good awareness of the need to take a structured, long-term approach to problem solving that takes into account the underlying causes of crime. A common problem-solving model is used and generally well understood among the neighbourhood officers and PCSOs who undertake this work in practice.

Crime and anti-social behaviour is tackled well, using the appropriate legislation, such as criminal behaviour orders. The force has experienced increased crime reporting levels, for example in house burglary and violent crime, but states that a significant proportion of this is because of improved audit and scrutiny put in place over the last 18 months. Neighbourhood teams also work well with the local authority to make good use of civil injunctions. The force harnesses the skills and enthusiasm of volunteers effectively. For example, cadets take part in several community

projects, while horse owners, as part of a ‘horse watch’ initiative, help to keep rural communities safe. The force carries out some analysis to understand the causes of crime and anti-social behaviour and uses some predictive policing methods. However, it has yet to explore the extent to which a combination of legislative powers and community involvement can prevent anti-social behaviour and crime.

Figure 1: Rate of anti-social behaviour (ASB) powers per 1 million population, by force, in the 12 months to 30 June 2017⁴



Source: 2016 and 2017 HMICFRS data return

For further information about this data, please see annex A

In HMICFRS’ 2016 effectiveness report we said the force should evaluate and share effective practice routinely, internally and with other organisations. During this year’s inspection, we found some good local arrangements in place, where police and partner organisations jointly consider what is working locally. For example, the local authority neighbourhood development officer and anti-social behaviour co-ordinator meet local councillors each month to discuss problems and celebrate successes. However, the force has made only modest progress in evaluating and sharing this learning more widely. There is not much sign of this learning being recorded formally

⁴ Bedfordshire, Derbyshire, Greater Manchester, the Metropolitan Police and Suffolk forces were unable to provide any 2017 ASB use of powers data. Gloucestershire, Hertfordshire, Humberside and Merseyside forces were only able to provide partial 2017 ASB use of powers data. Greater Manchester Police was unable to provide any 2016 ASB use of powers data.

and evaluated across the force, except when large-scale initiatives take place, although this would help the force to improve its approach to preventing crime and anti-social behaviour. Analysts within the force make good use of practice disseminated through the College of Policing, and the force is part of the East Midlands Police Academic Collaboration, which seeks to use evidence-based policing methods to improve problem-solving approaches.

Areas for improvement

- The force should work with local people to improve its understanding of local communities, and demonstrate what action it has taken as a result of their concerns.
- The force should evaluate and share effective practice routinely, both internally and with other organisations, to improve its approach to the prevention of crime and anti-social behaviour.

Protecting vulnerable people and supporting victims



Requires improvement

Identifying vulnerability

The force has a clear definition of vulnerability, which it communicates effectively to frontline officers and staff. As a result, the workforce know how to identify and protect those who are vulnerable and have a clear understanding of the force's approach to vulnerable people (people who are vulnerable through their age, disability, or because they have been subjected to repeated offences, or are at high risk of abuse, for example). They consistently demonstrate positive behaviour to people who are vulnerable, such as victims of human trafficking, victims of domestic abuse and people with mental health conditions. Generally, competent officers and staff conduct good investigations of cases involving victims who are vulnerable.

In HMICFRS' 2016 effectiveness report, we recommended that the force take immediate steps to improve its initial assessment of incidents involving all vulnerable people. The force has invested in additional training and mentoring for call handlers, and staff can now demonstrate better understanding of identifying and protecting those who are vulnerable. Call handlers and intelligence officers located in the control room can easily search the force computer systems to identify repeat victims of domestic abuse, and repeat callers, for example. The risk-assessment process is structured, and the recording of threat, risk and harm now contains more detail and is more accurate and consistent. This improved assessment of risk means that the force can determine its initial response to incidents more effectively.

The force is building up its understanding of the nature and scale of vulnerability throughout Nottinghamshire, and is developing this knowledge in conjunction with partner organisations. Recently, the force has refreshed its analysis of child sexual exploitation and missing persons. The force has tried to include data from partner organisations in such assessments. Not all the data from some partners have been included as yet, however. If this were done, it would improve the overall quality of its analysis.

Initial response

In HMICFRS' 2016 effectiveness report, we recommended that the force take immediate steps to ensure that it also improved its response to incidents involving all vulnerable people. The force recognises that significant delays sometimes still occur in response times to some incidents involving those who are vulnerable. Since last year, better processes have been put in place to ensure that officers attend any

incidents involving domestic abuse within one hour; any such incidents that remain unattended are given priority at daily management meetings. However, the force is still not always able to respond to the demand for its services quickly enough.

The force intends to deal with this fundamental problem in a number of ways: for example, by putting in place interim measures, such as delaying posting response officers to other specialist teams. Longer-term measures include increasing officer numbers and working with consultants to understand better the effect of different shift patterns and restructuring, to ensure a more effective initial response. However, these measures will all take time to take effect. Meanwhile, the force's initial response to some incidents involving vulnerable people, particularly victims of domestic abuse, is not as rapid as it should be.

Although too many delays occur in responding to incidents, the actual quality of the police's response, once it is provided, is good. Vulnerable people, particularly victims of domestic abuse and those with mental health conditions, receive a good service from the police. Frontline officers and staff undergo training on how to identify domestic abuse in all its forms, including coercive and controlling behaviour. Safeguarding responsibilities are clear and appear effective, although risk assessments are not always consistently being recorded onto force systems according to force policy. Appropriately trained staff, such as independent domestic violence advocates (IDVAs)⁵ and PCSOs for medium-risk cases, carry out comprehensive activities and assessments.

It is disappointing then, that progress has not been greater in one area marked out as requiring improvement in our 2014 domestic abuse inspection: a degree of confusion still exists among some officers and staff about the definition of a domestic abuse incident and when a risk assessment form should be submitted. HMICFRS data show that the force submits fewer risk assessments than other forces for the level of domestic abuse reported. This means that the force may be missing opportunities to properly assess risk, and therefore safeguard some vulnerable victims.

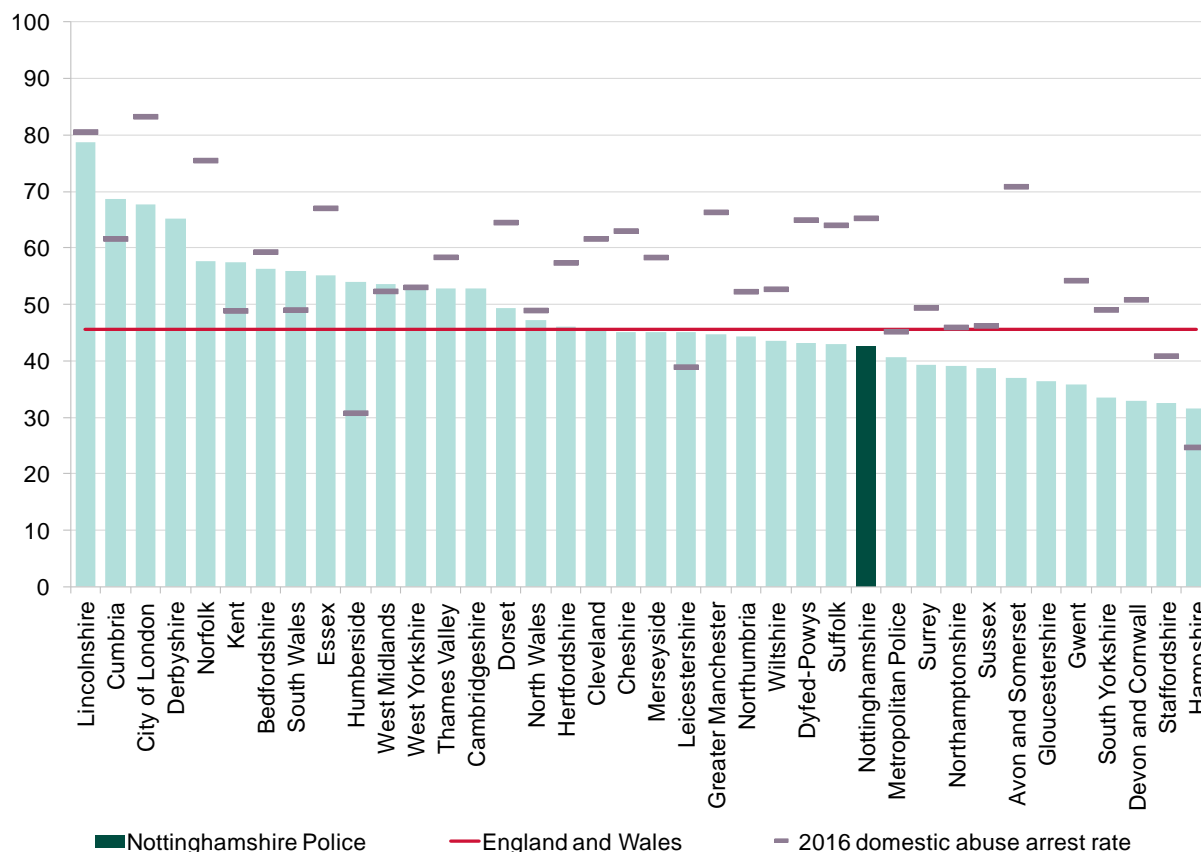
Frontline officers use body-worn video cameras and preserve important evidence at crime scenes, especially at incidents involving domestic abuse. In HMICFRS' 2016 effectiveness report, we identified that officers and staff needed a clearer understanding of how domestic abuse can affect children, and should make referrals to other organisations that have a role in safeguarding. The force has made good progress in this and the level of knowledge among officers and staff concerning their responsibilities is better now. More children are being identified and referred to other agencies for assessment and support through the established referral processes.

⁵ Independent domestic violence advisers (IDVAs) are trained specialists who provide a service to victims, who are at high risk of harm from intimate partners, ex-partners or family members, with the aim of securing their safety and the safety of their children; they are also known as independent domestic violence advocates.

The force is mostly effective at protecting victims of domestic abuse. The arrest rate for domestic abuse is in line with the rate for England and Wales. However, the arrest rate has fallen over the last two years. In the 12 months to 30 June 2017, for every 100 domestic abuse-related offences recorded by the force, there were 43 arrests made. This compares with a rate of 46 in England and Wales as a whole. This is a decrease compared with the 12 months to 30 June 2016 when 65 arrests per 100 domestic abuse-related offences were made.

The rate of arrest for domestic abuse offences can provide an indication of a force's approach to handling domestic abuse offenders. Although for the purpose of this calculation arrests are not linked directly to offences, a high arrest rate may suggest that a force prioritises arrests for domestic abuse offenders over other potential forms of action (for further information, please see annex A). HMICFRS has evaluated the arrest rate alongside other measures during our inspection process to understand how each force deals with domestic abuse overall.

Figure 2: Domestic abuse arrest rate (per 100 domestic abuse-related offences), by force, in the 12 months to 30 June 2017^{6,7}



Source: 2016 and 2017 HMICFRS data return, 2016 and 2017 Home Office domestic abuse crime data⁸

For further information about this data, please see annex A

The number of crimes related to domestic abuse in Nottinghamshire has risen and the charge/summons rate for the force is above the rate in England and Wales. The force is reviewing its guidance to officers and staff on how they conduct certain investigations and accurately record conclusions. Included in this is a review aimed at understanding how appropriate the increased use of voluntary attendance⁹ is in domestic abuse cases, rather than arrest.

⁶ Durham, Lancashire, Warwickshire and West Mercia forces were unable to provide 2017 domestic abuse arrest data. Cambridgeshire, Derbyshire, Durham and Gloucestershire forces were unable to provide 2016 domestic abuse arrest data.

⁷ North Yorkshire Police was unable to provide comparable domestic abuse arrest data. Therefore, it has been removed from the graph. For further information, please see annex A.

⁸ The Home Office has provided HMICFRS with data on domestic abuse-related offences recorded in the 12 months to 30 June 2017. These data are more recent than those published by the Office for National Statistics.

⁹ A voluntary attendance is a police station interview when the 'volunteer' attends to assist the police with an investigation and they are not under arrest. Volunteers have the right to access independent legal advice and are free to leave the police station at any time unless and until they are arrested.

Mental health

Officers and staff in the control room have a good understanding of the importance of taking immediate action, where necessary, to protect those with mental health conditions. There is no mental health risk-assessment tool, but call handlers use their training, provided by mental health professionals, to assess the level of risk. This helps them to make effective decisions about how best to support people with mental health conditions.

There is a refreshed policy and guidance for frontline officers and staff when responding to people with mental health conditions, and effective links in the force control room to mental health professionals. Two mental health street triage cars operate from 4pm to 1am every day.¹⁰ A police officer and mental health professional staff the car and cover the force area, providing advice and responding effectively to vulnerable people with mental health concerns. Outside these hours, there are good links to professionals who provide mental health advice. Officers can call them directly. Until May 2017 a mental health nurse was stationed in the control room. However, the force examined the difference in outcomes and compared the number of people detained under section 136 of the Mental Health Act.¹¹ It found that while the presence of a mental health nurse had resulted in more information sharing – for example, in sharing patient care plans – the triage car had been more effective in achieving a 62 percent fall in the number of people that police detained in a police custody suite.

Awareness of mental health conditions among frontline officers and staff is good, and appropriate training is continuing with the involvement of mental health partners. New recruits all undergo a day's attachment to specialist mental health care services. The force is making good progress in better understanding and managing the demand on police time that comes from supporting people with mental health conditions. The force works closely with mental health partners, such as the local mental health trust, to share information and data. It has completed a costed evaluation of the demand created by the top 12 repeat callers into the police control room. It is also developing a business case with partners to understand how it can

¹⁰ Street triage is a partnership scheme between police and mental health professionals to provide advice and support for people experiencing mental health crisis. This advice can include an opinion on a person's condition, or appropriate information sharing about a person's health history. The aim is, where possible, to help police officers make appropriate decisions, based on a clear understanding of the background to these situations. This should lead to people receiving appropriate care more quickly, leading to better outcomes and a reduction in the use of section 136. It is not necessarily street-based but can be control room-based or via a help line.

¹¹ Section 136 of the Mental Health Act 1983. This enables a police officer to remove someone from a place other than where they live, that they believe to be suffering from a mental disorder and in need of immediate care and control, and take them to a place of safety – for example, to a health or social care facility, or the home of a relative or friend.

better manage the conveyance of mental health patients when the ambulance service is delayed.

Investigating crimes involving vulnerable people

The standard of investigation of crimes involving vulnerable victims is good. On most occasions, these crimes are allocated to public protection specialist staff who receive appropriate levels of training and supervision from more senior investigators and have regular opportunities to continue their professional development. Since the restructuring of the department, members have observed a greater degree of resilience within the team. Although workloads for some investigators remain high, they are described as manageable. Supervisors hold investigators to account for the quality of their work and, while the recording of supervision varies, it is clear that investigations are well planned and make progress in a timely fashion. Supervisors take staff wellbeing and welfare seriously, and provide meaningful support where it is appropriate.

HMICFRS conducted a file review of a sample of more straightforward crime investigations that response and neighbourhood officers undertook, some of which involved vulnerable victims. In contrast to the cases that specialist staff investigated, we found that some lacked supervisory direction and quality assurance.

HMICFRS has examined the force's use of legal powers to protect victims. In the 12 months to 30 June 2016, the force applied for 97 domestic violence protection orders (DVPOs). In the 12 months to 30 June 2017, it applied for 45 DVPOs.¹² The force is conducting a review to understand this considerable drop in numbers – although the force did report a recent increase in the number of applications. Resolving this matter is important, as victims must be afforded appropriate protection.

Partnership working

In HMICFRS' 2016 effectiveness inspection, we recommended the force deal with the backlog of cases that require further assessment and referral to other organisations, and improve its approach to safeguarding victims of domestic abuse who are assessed as high risk.

¹² Domestic violence prevention notices (DVPNs) may be issued by an authorised police officer to prevent a suspected perpetrator from returning to a victim's home and/or contacting the victim. Following the issue of the DVPN, the police must apply to magistrates for a domestic violence prevention order (DVPO). The DVPO will be granted for a period of up to 28 days.

We also recommended it review the referral process to multi-agency risk assessment conferences (MARACs)¹³ to ensure that weaknesses in the process are not putting victims of domestic abuse at risk. The force has made considerable progress in this and works proactively with partner agencies to ensure that tailored, ongoing specialist safeguarding arrangements are in place for vulnerable people. It shares sufficient information about children with external organisations through multi-agency safeguarding hubs (MASHs), which cover both the city and county areas. The backlog in referrals involving children and domestic abuse cases is minimal and, together with its partner organisations, the force has reviewed its approach to MARACs. Now it refers all high-risk domestic abuse cases to these meetings for consideration, resulting in more meetings taking place, which partners are seeking to support.

Victim feedback is collected routinely, including anecdotal evidence from partners, and is sometimes used to improve services. However, no feedback is collected from victims of domestic abuse who have not supported police action, or who perhaps have disengaged from the police force and its partners. The force is reviewing this, so it can learn more about the effect of its actions and make changes to improve the level of service.

Arrangements to manage the risk posed by dangerous offenders and sexual offenders are adequate. The force is aware that the ratio of the number of registered sex offenders to officers and staff working in this area is high. It takes a risk-based approach, therefore, concentrating on the most important areas, such as responding to emergency calls and protecting those most vulnerable to domestic abuse and serious crime.

Areas for improvement

- The force should ensure that its response to incidents involving all vulnerable people, but particularly victims of domestic abuse, is not adversely affected by the availability of response officers – in order to ensure victims are kept safe.
- The force should review its policy and guidance about when officers complete risk assessments following an incident involving domestic abuse to safeguard vulnerable victims.
- The force should ensure its process to obtain feedback from victims of domestic abuse includes those victims who do not support police action.

¹³ A multi-agency risk assessment conference (MARAC) is a meeting where information is shared on the highest risk domestic abuse cases between representatives of local police, health, child protection, housing practitioners, independent domestic violence advisers, probation and other specialists from the statutory and voluntary sectors.

Specialist capabilities

Ungraded

National policing responsibilities

*The Strategic Policing Requirement (SPR)*¹⁴ specifies six national threats: terrorism, cyber-crime, public order, civil emergencies, child sexual abuse and serious and organised crime.

Nottinghamshire Police has the necessary arrangements in place to ensure that it can fulfil its national policing responsibilities. The force has assessed its capability to respond to the six national threats included in the SPR. This assessment forms part an annual planning cycle when intelligence concerning all of the force's priorities is reviewed. The assessment takes place both within the force and as part of joint assessments with other forces in the region. This ensures that the force's national responsibilities are considered alongside local priorities and that resources are assigned to support them.

Responsibility for the national threats is assigned to chief officers who lead programmes to develop the force's capacity to respond to each of them. Any shortfall in the force's ability to respond to the threats becomes the subject of an action plan known as a problem profile¹⁵. We found this to be an effective means of identifying risks, engaging the workforce and developing the skills and capacity the force requires.

Nottinghamshire Police has established a comprehensive programme to test its response to national threats. This includes joint work with external organisations to manage civil disorder, to respond to a firearms attack and to provide humanitarian relief in the event of civil emergencies.

¹⁴ The SPR is issued annually by the Home Secretary. It sets out the latest national threats and appropriate national policing capabilities required to counter them. National threats require a co-ordinated or aggregated response from police forces, national agencies or other partners. *The Strategic Policing Requirement*, Home Office, March 2015. Available from: www.gov.uk/government/uploads/system/uploads/attachment_data/file/417116/The_Strategic_Policing_Requirement.pdf

¹⁵ A problem profile is intended to provide the force with greater understanding of established and emerging crime or incident series, priority locations or other identified high-risk issues. It should be based on the research and analysis of a wide range of information sources, including information from partner organisations. It should contain recommendations for making decisions and options for action.

Firearms capability

HMICFRS inspected how well forces were prepared to manage firearms attacks in our 2016 effectiveness inspections. Subsequent terrorist attacks in the UK and Europe have meant that the police service maintains a firm focus on armed capability in England and Wales.

It is not just terrorist attacks that place operational demands on armed officers. The threat can include the activity of organised crime groups or armed street gangs and all other crime involving guns. *The Code of Practice on the Police Use of Firearms and Less Lethal Weapons*¹⁶ makes forces responsible for implementing national standards of armed policing. The code stipulates that a chief officer be designated to oversee these standards. This requires the chief officer to set out the firearms threat in an armed policing strategic threat and risk assessment (APSTRA). The chief officer must also set out clear rationales for the number of armed officers (armed capacity) and the level to which they are trained (armed capability).

Nottinghamshire Police operates joint arrangements with Leicestershire Police, Northamptonshire Police and Lincolnshire Police to provide armed policing. Armed policing is one of a number of services provided jointly by the forces as part of a collaborative unit known as East Midlands Operational Support Services (EMOpSS).

The force has a good understanding of the potential harm facing the public; its APSTRA conforms to the requirements of the code of practice and the guidance issued by the College of Policing.¹⁷ The force last reviewed its APSTRA in March 2017.

We found that the designated chief officer scrutinises the APSTRA closely. She formally approves its content, which includes the levels of armed capability and capacity that the threats require. Her decisions and the rationale on which they are based are clearly auditable.

In common with all forces that contribute to EMOpSS, Nottinghamshire Police receives additional Home Office funding as part of a national programme to boost armed capacity in England and Wales. We established that the force has fulfilled its commitment to the programme by increasing the availability of armed response vehicles by the target date set for April 2017.

¹⁶ *Code of Practice on Police use of Firearms and Less Lethal Weapons*, Home Office, 2003.

¹⁷ College of Policing authorised professional practice on armed policing available at: www.app.college.police.uk/app-content/armed-policing/?s

Annex A – about the data

The information presented in this report comes from a range of sources, including data published by the Home Office, the Office for National Statistics, inspection fieldwork and data collected directly from all 43 geographic police forces in England and Wales.

Where HMICFRS collected data directly from police forces, we took reasonable steps to agree the design of the data collection with forces and with other interested parties such as the Home Office. We gave forces several opportunities to quality assure and validate the data they provided us, to ensure the accuracy of the evidence presented. For instance:

- Data that forces submitted were checked and queried with those forces where data were notably different from other forces or were internally inconsistent.
- All forces were asked to check the final data used in the report and correct any errors identified.

The source of the data is presented with each figure in the report, and is set out in more detail within this annex. The source of Force in numbers data is also set out below.

Methodology

Data in the report

British Transport Police was outside the scope of inspection. Any aggregated totals for England and Wales exclude British Transport Police data, so will differ from those published by the Home Office.

Where other forces have been unable to supply data, this is mentioned under the relevant sections below.

Population

For all uses of population as a denominator in our calculations, unless otherwise noted, we use Office for National Statistics (ONS) mid-2016 population estimates. These were the most recent data available at the time of the inspection.

For the specific case of City of London Police, we include both resident and transient population within our calculations. This is to account for the unique nature and demographics of this force's responsibility.

Survey of police staff

HMICFRS surveyed the police workforce across forces in England and Wales, to understand their views on workloads, redeployment and the suitability of assigned tasks. This survey was a non-statistical, voluntary sample which means that results may not be representative of the workforce population. The number of responses varied between 16 and 1,678 across forces. Therefore, we treated results with caution and used them for identifying themes that could be explored further during fieldwork rather than to assess individual force performance.

Ipsos MORI survey of public attitudes towards policing

HMICFRS commissioned Ipsos MORI to survey attitudes towards policing between 21 July and 15 August 2017. Respondents were drawn from an online panel and results were weighted by age, gender and work status to match the population profile of the force area. The sampling method used is not a statistical random sample and the sample size was small, varying between 300 and 321 individuals in each force area. Therefore, any results provided are only an indication of satisfaction rather than an absolute.

The findings of this survey are available on our website:

www.justiceinspectorates.gov.uk/hmicfrs/data/peel-assessments

Review of crime files

HMICFRS reviewed 2,700¹⁸ police case files across crime types for:

- theft from person;
- rape (including attempts);
- stalking;
- harassment;
- common assault;
- grievous bodily harm (wounding); and
- actual bodily harm.

Our file review was designed to provide a broad overview of the identification of vulnerability, the effectiveness of investigations and to understand how victims are treated through police processes. We randomly selected files from crimes recorded between 1 January 2017 and 31 March 2017 and assessed them against several

¹⁸ 60 case files were reviewed in each force, with the exception of the Metropolitan Police Service, West Midlands Police and West Yorkshire Police where 90 case files were reviewed.

criteria. Due to the small sample size of cases selected per force, we did not use results from the file review as the sole basis for assessing individual force performance, but alongside other evidence gathered.

Force in numbers

A dash in this graphic indicates that a force was not able to supply HMICFRS with data or the data supplied by the forces were not comparable.

Calls for assistance (including those for domestic abuse)

These data were collected directly from all 43 geographic police forces in England and Wales. In 2017, the data requested from forces contained a different breakdown of occurrences where the police were called to an incident compared with previous data collections; consequently direct comparisons are not advised.

Recorded crime and crime outcomes

These data are obtained from Home Office police recorded crime and outcomes data tables for the 12 months to 30 June 2017 and are taken from the October 2017 Home Office data release, which is available from:

www.gov.uk/government/statistics/police-recorded-crime-open-data-tables

Total police-recorded crime includes all crime, except fraud offences, recorded by all police forces in England and Wales. Home Office publications on the overall volumes and rates of recorded crime and outcomes include British Transport Police, which is outside the scope of this HMICFRS inspection. Therefore, England and Wales rates in this report will differ from those published by the Home Office.

Data referring to police-recorded crime should be treated with care, as recent increases may be attributed to the renewed focus on the quality and compliance of crime recording since HMICFRS' national inspection of crime data in 2014.

Suffolk Constabulary was unable to submit 2017 outcomes data to the Home Office due to data quality issues, relating to the changing of its crime recording system to Athena. Therefore Suffolk Constabulary has been excluded from the England and Wales figure.

Other notable points to consider when interpreting outcomes data are listed below.

- Crime outcome proportions show the percentage of crimes recorded in the 12 months to 30 June 2017 that have been assigned each outcome. This means that each crime is tracked or linked to its outcome. Therefore these data are subject to change, as more crimes are assigned outcomes over time;

UNDER EMBARGO UNTIL 00.01 ON THURSDAY 22 MARCH 2018

- Under the new framework, 37 police forces in England and Wales provide outcomes data through the Home Office data hub (HODH) on a monthly basis. All other forces provide these data via a manual return also occurring on a monthly basis;
- Leicestershire, Staffordshire and West Yorkshire forces participated in the Ministry of Justice's out of court disposals pilot. This means they no longer issued simple cautions or cannabis/khat warnings and they restrict their use of penalty notices for disorder as disposal options for adult offenders, as part of the pilot. These three pilot forces continued to operate in accordance with the pilot conditions since the pilot ended in November 2015. Other forces subsequently also limited their use of some out of court disposals. Therefore, the outcomes data should be viewed with this in mind;
- Direct comparisons should not be made between general crime outcomes and domestic abuse-related outcomes. Domestic abuse-related outcomes are based on the number of outcomes for domestic-abuse related offences recorded in the 12 months to 30 June 2017, irrespective of when the crime was recorded. Therefore, the domestic abuse-related crimes and outcomes recorded in the reporting year are not tracked, whereas the general outcomes are tracked; and
- For a full commentary and explanation of outcome types please see Crime Outcomes in England and Wales: year ending March 2017, Home Office, July 2017. Available from:
www.gov.uk/government/uploads/system/uploads/attachment_data/file/633048/crime-outcomes-hosb0917.pdf

Anti-social behaviour

These data are obtained from Office for National Statistics data tables (year ending 31 March 2017), available from:

www.ons.gov.uk/peoplepopulationandcommunity/crimeandjustice/datasets/policeforceareadatatables

All police forces record incidents of anti-social behaviour (ASB) reported to them in accordance with the provisions of the National Standard for Incident Recording (NSIR). Forces record incidents under NSIR in accordance with the same victim-focused approach that applies for recorded crime, although these data are not subject to the same quality assurance as the main recorded crime collection. Incident counts should be interpreted as incidents recorded by the police, rather than reflecting the true level of victimisation. Other agencies also deal with ASB incidents (for example, local authorities and social landlords), but incidents reported to these agencies will not generally be included in police data.

When viewing this data the reader should be aware that Warwickshire Police had a problem with its incident recording. For a small percentage of all incidents reported during 2015-16 the force could not identify whether these were ASB or other types of incident. These incidents have been distributed pro rata for Warwickshire, so that two percent of ASB incidents in the reporting year for 2015-16 is estimated.

Domestic abuse

Data relating to domestic abuse-flagged offences is obtained through the Home Office for the 12 months to 30 June 2017. These are more recent data than those previously published by Office for National Statistics. The Home Office collects these data regularly and requires all forces to record accurately and flag domestic abuse crimes. Domestic abuse flags should be applied in accordance with the Home Office Counting Rules¹⁹ to ensure consistency across forces, and within published data sets.

Data relating to domestic abuse arrests and outcomes were collected directly from all 43 geographic police forces in England and Wales.

Further information about the domestic abuse statistics and recent releases is available from:

www.ons.gov.uk/releases/domesticabuseinenglandandwalesyearendingmarch2017

When viewing this data the reader should be aware that North Yorkshire Police was unable to give the Home Office comparable data on domestic abuse-flagged crimes. The force extracted data for HMICFRS on the powers and outcomes used to deal with these offences by using an enhanced search. This search examined additional factors (such as the victim / suspect relationship) and included a keyword search to identify additional domestic abuse crimes which may not have been flagged. The force used a simpler search, which identified domestic abuse crimes by flagging alone, to extract data it supplied to the Home Office. As North Yorkshire Police's data on domestic abuse are not comparable with other forces, we have excluded the data.

¹⁹ Home Office Counting Rules are rules in accordance with which crime data – required to be submitted to the Home Secretary under sections 44 and 45 of the Police Act 1996 – must be collected. They set down how the police service in England and Wales must record crime, how crimes must be classified according to crime type and categories, whether and when to record crime, how many crimes to record in respect of a single incident and the regime for the re-classification of crimes as no-crimes.

Organised crime groups (OCGs)

These data were collected directly from all 43 geographic police forces in England and Wales. City of London Police is excluded from the England and Wales rate as its OCG data are not comparable with other forces due to size and its wider national remit.

As at 1 July 2017 City of London Police had recorded 46 OCGs. However during the inspection we found that only six OCGs were within the force's geographical area and the remaining 40 were part of the National Fraud Intelligence Bureau's remit.

Figures in the report

Not all forces' reports will contain all the figures we mention in the sections below. This is because some forces' data was incomplete or not comparable with England and Wales data, and in 2017 HMICFRS undertook risk-based inspections.

More details about our risk-based approach can be found here:

www.justiceinspectorates.gov.uk/hmicfrs/peel-assessments/how-we-inspect/2017-peel-assessment/#risk-based

Rate of anti-social behaviour (ASB) powers per 1 million population, by force, in the 12 months to 30 June 2017

These data were collected directly from all 43 geographic police forces in England and Wales. HMICFRS collected data on anti-social behaviour powers, including:

- criminal behaviour orders;
- community protection notices;
- civil injunctions; and
- dispersal orders.

Together these powers form the anti-social behaviour (ASB) powers considered in this report.

The Crime and Policing Act 2014 introduced ASB powers which can be applied by both local authorities and the police. The ASB powers data provided in this report covers police data. Therefore, results should be treated with caution as they may not include instances where local authorities exercised these powers.

When viewing this data the reader should be aware of the following:

- Bedfordshire Police, Greater Manchester Police and the Metropolitan Police Service were unable to provide data on anti-social behaviour powers as the data are not held centrally within each force;

UNDER EMBARGO UNTIL 00.01 ON THURSDAY 22 MARCH 2018

- Greater Manchester Police was unable to provide any 2016 ASB use of powers data. Greater Manchester Police intends for its new integrated operational policing system to incorporate recording of ASB powers;
- Suffolk Constabulary was only able to provide data for the southern area of the force in 2017. Therefore its data are excluded;
- The forces highlighted above are not included in the figure or in the calculation of the England and Wales rate;
- Gloucestershire, Hertfordshire, Humberside and Merseyside forces were only able to provide partial 2017 ASB use of powers data;
- Gloucestershire Constabulary and Hertfordshire Constabulary were unable to obtain data regarding the number of civil injunctions as their local authorities lead the application of these;
- Humberside Police was unable to provide data on community protection notices and civil injunction notices as its local authorities lead the application of these. The force does not collect data on criminal behaviour orders and dispersal orders; and
- Merseyside Police was unable to provide data on dispersal orders as these orders are attached to individual crime files;

Proportion of investigations where action was taken, by force, for offences recorded in the 12 months to 30 June 2017

Please see 'Recorded Crime and Crime Outcomes' above.

Suffolk Constabulary was unable to provide 2017 crime outcomes data. Dorset Police was unable to provide 2016 crime outcomes data. Therefore, these forces' data are not included in the figure.

Dorset Police was unable to provide 2016 crimes outcome data, because it had difficulty with the recording of crime outcomes for the 12 months to 30 June 2016. This was due to the force introducing the Niche records management system in spring 2015. Problems with the implementation of Niche meant that crime outcomes were not reliably recorded.

Domestic abuse arrest rate (per 100 domestic abuse-related offences), by force, in the 12 months to 30 June 2017

Please see 'Domestic abuse' above.

- The arrest rate is calculated using a common time period for arrests and offences. It is important to note that each arrest is not necessarily directly linked to its specific domestic abuse offence recorded in the 12 months to 30 June 2017 in this calculation. It is also possible to have more than one arrest

per offence. In addition, the reader should note the increase in police-recorded crime which affected the majority of forces over the last year. This may mean arrest rates are higher than the figures suggest. Despite this, the calculation still indicates whether the force prioritises arrests for domestic abuse offenders over other potential forms of action. HMICFRS evaluated the arrest rate alongside other measures (such as use of voluntary attendance or body-worn video cameras) during our inspection process to understand how each force deals with domestic abuse overall.

When viewing this data the reader should be aware of the following:

- Durham, Lancashire, Warwickshire and West Mercia forces were unable to provide domestic abuse arrest data. North Yorkshire Police was unable to provide comparable domestic abuse crime and arrest data, so a rate could not be calculated. Therefore, these forces are not included in the figure.
- Cambridgeshire, Derbyshire, Durham and Gloucestershire forces were unable to provide 2016 domestic abuse arrest data. Therefore, these forces do not have 2016 data included in the figure.

When viewing domestic abuse arrest data for 2016, the reader should be aware of the following:

- Cambridgeshire Constabulary was unable to provide 2016 domestic abuse arrest data due to a recording problem that meant it could only obtain accurate data from a manual audit of its custody records.
- Lancashire Constabulary had difficulty in identifying all domestic abuse-flagged arrests. This affected 23 days in the 12 months to 30 June 2016. The force investigated this and confirmed that the impact on the 2016 data provided to HMICFRS would be marginal and that these are the most reliable data it can provide.

Rate of organised crime groups (OCGs) per 1 million population, by force, as at 1 July 2017

Please see 'Organised crime groups' above.

Organised crime group data from City of London Police are not comparable with other forces. Therefore, its data are not included in the figure.

For data relating to 2016 the number of OCGs in Warwickshire Police and West Mercia Police force areas is a combined total of OCGs for the two force areas. The OCGs per 1 million population rate is based upon their areas' combined population. For the 2017 data Warwickshire Police and West Mercia Police force split their OCGs into two separate force areas.