

## Quarterly Report

April - June 2019

During the first quarter of 2019 there were a total of 4827 people held in custody in Nottinghamshire.

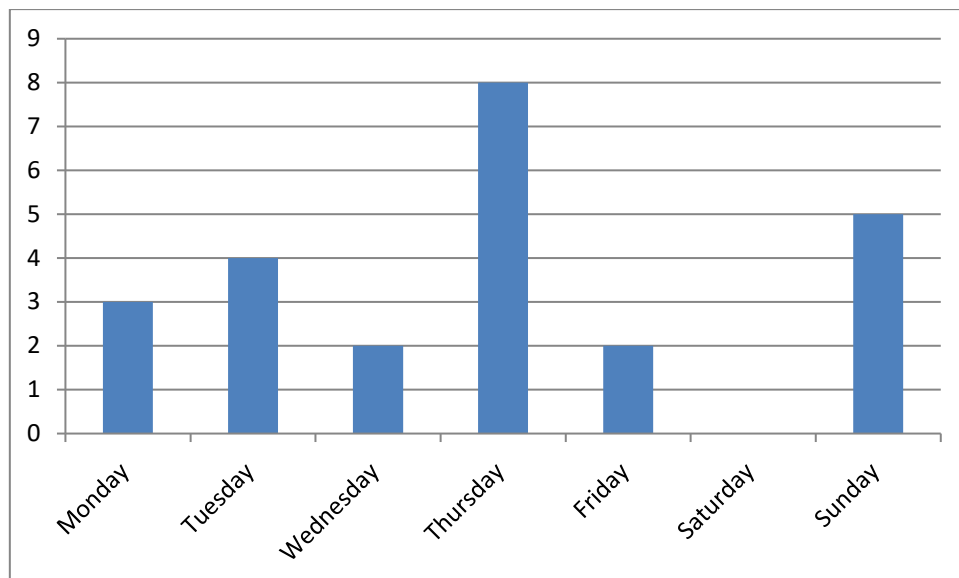
The statistics below have been obtained through the Nottinghamshire Independent Custody Visiting scheme.

### Number of Visits made by ICVs

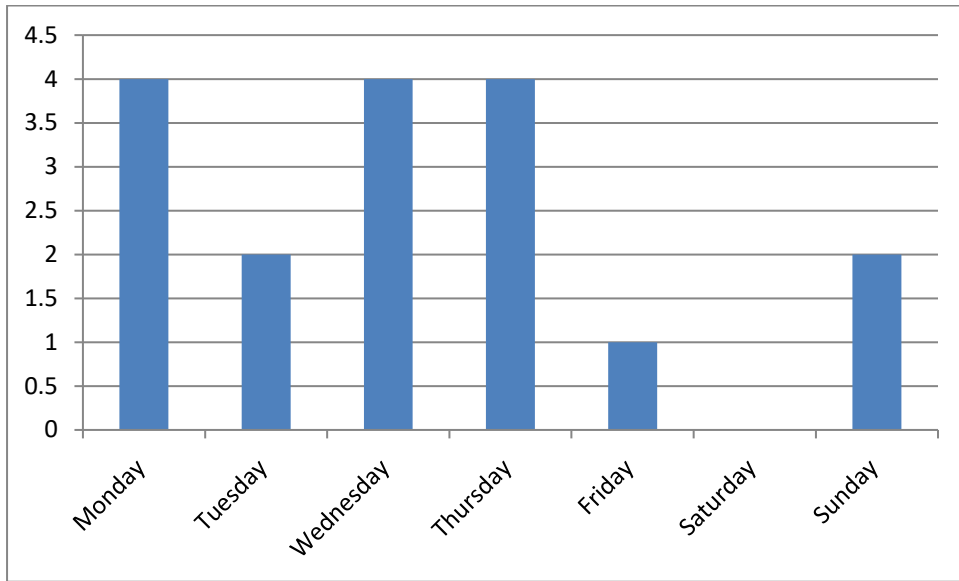
Suite	Number of Visits	Scheduled Visits	Achieved Rate
Bridewell	24	33	70%
Mansfield	17	24	71%

### Day of Visits

#### Bridewell - visits by day of the week

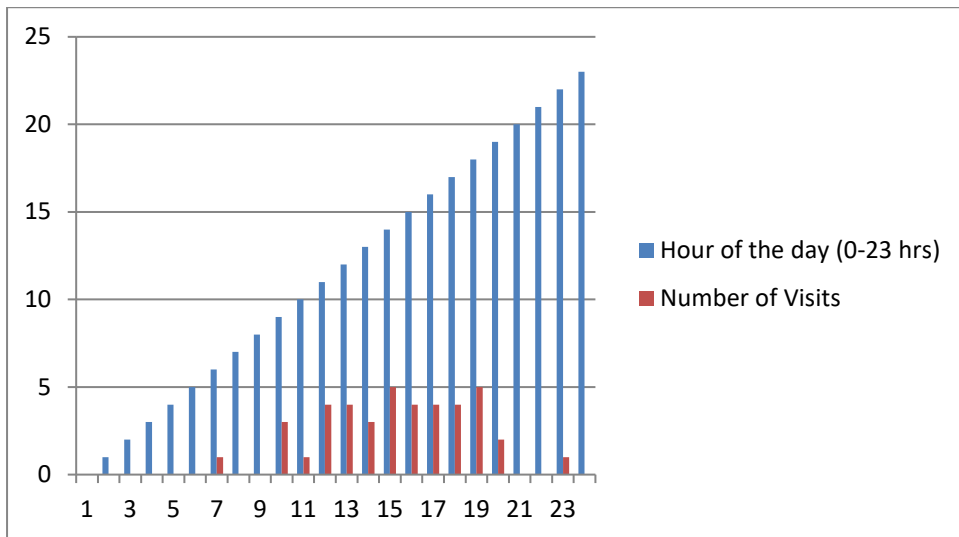


### Mansfield – visits by day of the week



### Times of Visits

#### Combined times of visits made by ICVs to Bridewell and Mansfield Custody



## Detainee Availability

Suite	Total Detainees	Detainees Available	%	Detainees Consent To Visit	%
Bridewell	145	113	78%	101	89%
Mansfield	79	71	90%	62	87%

## Issues Raised by ICVs

Issues Raised	Bridewell	Mansfield
Appropriate Adult Requested/Awaited	4	0
Blanket Requested/Awaited	5	5
Child in Custody Post Charge	0	0
Clothing / Footwear Removed	5	2
Communication Issues Language Support Requested/Awaited	0	0
Unsanitary Condition of Cell	5	0
Drink Requested/Awaited	16	16
Exercise Requested/Awaited	13	11
Female Hygiene Pack Not Offered	3	2
Female Officer/Staff Not Assigned	2	1
Food Requested/Awaited	8	5
Have Someone Notified	3	0
Legal Advice / Solicitor Requested/Awaited	6	1
Medication Requested/Awaited	3	7
Not Notified of Rights and Entitlements	2	1
Nurse/Doctor Requested/Awaited	10	2
Phone Call Requested/Awaited	11	4
Reading Material Requested/Awaited	8	7
Religious Materials Requested/Awaited	4	2
Shower Requested/Awaited	16	5
Temperature of Cell Too Cold	6	0
Temperature of Cell Too Hot	1	0
Toilet Paper Requested / Not received	2	2
Toilet Pixelation Not Explained	1	0
Update on Case Requested	21	9
Detainee Claims Use of Force	1	0
Other	3	1
Total No. of Visits Made	24	17
Total No. of detainees Interviewed	78	43
Total Number of Issues Raised	159	83